



MSUKALIGWA LOCAL MUNICIPALITY
(Registration number MP302)
Annual Financial Statements
for the year ended June 30, 2019

Audited
By
2019 -11- 30
Auditor General South Africa
Mpumalanga Business Unit
N.T.

2019 -11- 30

Auditor General South Africa
Mpumalanga Business Unit**MSUKALIGWA LOCAL MUNICIPALITY**

(Registration number MP302)

Annual Financial Statements for the year ended June 30, 2019

General Information**Legal form of entity****Local Municipality****Mayoral committee**

Executive Mayor

Speaker

Chief Whip

MMC - Corporate Services

MMC - Technical Services

MMC - Community and social services

MMC - Finance

MMC - Planning economic development

Councillors

Cllr. B.J. MkhaliPhi

Cllr. M.P. Nkosi

Cllr. P.E. Mashiane

Cllr. J.A. Bal

Cllr. E.C. Msezane

Cllr. T.A. Mnisi

Cllr. B.J. MkhaliPhi

Cllr. J.S. Bongwe

Cllr. J.D.A. Blignaut

Cllr. M.J. Blose

Cllr. Z. Breytenbach

Cllr. G.S. Greling

Cllr. B.I. Jiyane

Cllr. L.N.V. Kubheka

Cllr. F.J. Mabasa

Cllr. D. Mabunda

Cllr. B.I. Mabuza

Cllr. M.E. Madonsela

Cllr. N.H. Magagula

Cllr. L.S. Mahlangu

Cllr. L.A. Maseko

Cllr. M.Z.M. Mashiane

Cllr. P.E. Mashiane

Cllr. V.V. Mazibuko

Cllr. L.D. Mdebele

Cllr. T.J. Madlala

Cllr. P.F. Moloji

Cllr. T.C. Motha

Cllr. B.N.N. Ndlovu

Cllr. D.M. Nkambule

Cllr. T. Nkosi

Cllr. Z.J. Nkosi

Cllr. J.J. Nzimande

Cllr. P.T. Sibeko

Cllr. B.J.M. Sithole

Cllr. H.F. Swart

Cllr. D.J. Litau

Cllr. M.R. Yende

Cllr. Z.K. Dhludhlu

Cllr. N.E. Nkosi - Deceased - 03 February 2019

Cllr. M. Sibiyi - Resigned - 12 December 2018

Cllr. J.T. Soko - Resigned - 04 September 2018

Accounting Officers

Mr D.I. Maluleke - Acting Municipal Manager

Mr S.R. Magudulela - Acting Municipal Manager

Ms. G.J. Majola


MSUKALIGWA LOCAL MUNICIPALITY

(Registration number MP302)

Annual Financial Statements for the year ended June 30, 2019

General Information

| | |
|-----------------------------|---|
| Chief Finance Officer (CFO) | Ms. M.M.P. Matsheka |
| Registered office | Civic Centre C/o Kerk and Taute Street Ermelo 2350 |
| Business address | Civic Centre C/o Kerk and Taute Street Ermelo 2350 |
| Postal address | PO Box 48 Ermelo 2350 |
| Bankers | Standard Bank Limited |
| Auditors | Auditor-General of South Africa Registered Auditors |
| Attorneys | TMN Kgomo & Associates Mhlongo Khumalo Attorney Gildenhuys Malatji Attorneys Mohlala Attorneys Sefalafala Attorneys Julie Mahommed Attorneys |
| Rounding | All amounts have been rounded to the nearest R1 |
| Website | www.msukaligwa.gov.za |
| Contact numbers | Tel: 017 8611 Msuka (086 116 7852) Fax: 017 801 3851 |



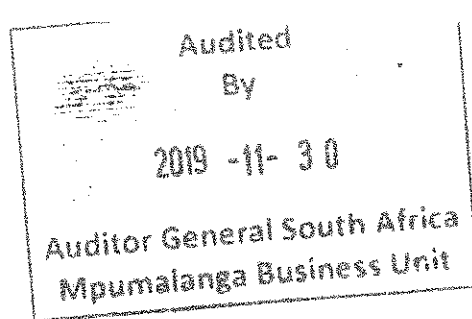
N.T.

MSUKALIGWA LOCAL MUNICIPALITY

(Registration number MP302)

Annual Financial Statements for the year ended June 30, 2019

Index



The reports and statements set out below comprise the annual financial statements presented to the provincial legislature:

| | Page |
|--|----------|
| Accounting Officer's Responsibilities and Approval | 5 |
| Audit Committee Report | 6 |
| Report of the Auditor General | 7 |
| Accounting Officer's Report | 8 - 9 |
| Statement of Financial Position | 10 |
| Statement of Financial Performance | 11 |
| Statement of Changes in Net Assets | 12 |
| Cash Flow Statement | 13 |
| Statement of Comparison of Budget and Actual Amounts | 14 - 19 |
| Accounting Policies | 24 - 56 |
| Notes to the Annual Financial Statements | 57 - 109 |

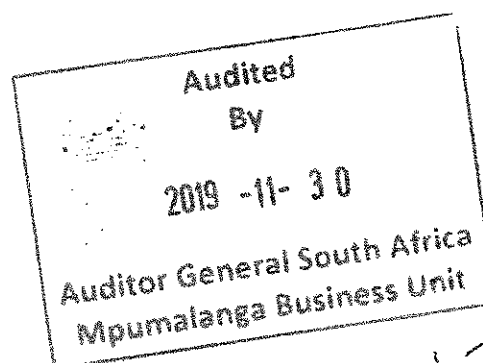
MSUKALIGWA LOCAL MUNICIPALITY

(Registration number MP302)

Annual Financial Statements for the year ended June 30, 2019

Index


| | |
|---------|--|
| COID | Compensation for Occupational Injuries and Diseases |
| CRR | Capital Replacement Reserve |
| DBSA | Development Bank of South Africa |
| SA GAAP | South African Statements of Generally Accepted Accounting Practice |
| GRAP | Generally Recognised Accounting Practice |
| GAMAP | Generally Accepted Municipal Accounting Practice |
| HDF | Housing Development Fund |
| IAS | International Accounting Standards |
| IMFO | Institute of Municipal Finance Officers |
| IPSAS | International Public Sector Accounting Standards |
| ME's | Municipal Entities |
| MEC | Member of the Executive Council |
| MFMA | Municipal Finance Management Act |
| MIG | Municipal Infrastructure Grant (Previously CMIP) |



MSUKALIGWA LOCAL MUNICIPALITY

(Registration number MP302)

Annual Financial Statements for the year ended June 30, 2019



Accounting Officer's Responsibilities and Approval

The accounting officers are required by the Municipal Finance Management Act (Act 56 of 2003), to maintain adequate accounting records and are responsible for the content and integrity of the annual financial statements and related financial information included in this report. It is the responsibility of the accounting officers to ensure that the annual financial statements fairly present the state of affairs of the municipality as at the end of the financial year and the results of its operations and cash flows for the period then ended. The external auditors are engaged to express an independent opinion on the annual financial statements and was given unrestricted access to all financial records and related data.

The annual financial statements have been prepared in accordance with Standards of Generally Recognised Accounting Practice (GRAP) including any interpretations, guidelines and directives issued by the Accounting Standards Board.

The annual financial statements are based upon appropriate accounting policies consistently applied and supported by reasonable and prudent judgements and estimates.

The accounting officers acknowledge that they are ultimately responsible for the system of internal financial control established by the municipality and place considerable importance on maintaining a strong control environment. To enable the accounting officers to meet these responsibilities, the accounting officer sets standards for internal control aimed at reducing the risk of error or deficit in a cost effective manner. The standards include the proper delegation of responsibilities within a clearly defined framework, effective accounting procedures and adequate segregation of duties to ensure an acceptable level of risk. These controls are monitored throughout the municipality and all employees are required to maintain the highest ethical standards in ensuring the municipality's business is conducted in a manner that in all reasonable circumstances is above reproach. The focus of risk management in the municipality is on identifying, assessing, managing and monitoring all known forms of risk across the municipality. While operating risk cannot be fully eliminated, the municipality endeavours to minimise it by ensuring that appropriate infrastructure, controls, systems and ethical behaviour are applied and managed within predetermined procedures and constraints.

The accounting officers are of the opinion, based on the information and explanations given by management, that the system of internal control provides reasonable assurance that the financial records may be relied on for the preparation of the annual financial statements. However, any system of internal financial control can provide only reasonable, and not absolute, assurance against material misstatement or deficit.

The accounting officers have reviewed the municipality's cash flow forecast for the year to June 30, 2020 and, in the light of this review and the current financial position, they are satisfied that the municipality has or has access to adequate resources to continue in operational existence for the foreseeable future.

The annual financial statements set out on pages 6 to 122, which have been prepared on the going concern basis, were approved by the Accounting Officer on August 30, 2019:

G.J. Majola
Municipal Manager
Friday, August 30, 2019

MSUKALIGWA LOCAL MUNICIPALITY

(Registration number MP302)

Annual Financial Statements for the year ended June 30, 2019

Audit Committee Report

1. Audit committee members and attendance

The Audit committee consists of the members listed hereunder and should meet four times a year, as per its approved terms of reference. During the current year eight number of meetings were held.

| Name of member | Number of meetings attended |
|----------------|-----------------------------|
| N. Marobane | 8 |
| B.P. Mosomane | 8 |
| F.J. Mudau | 7 |

2. Audit committee responsibility

The Audit committee reports that it has complied with its responsibilities arising from section 166(2)(a) of the MFMA.

The Audit committee also reports that it has adopted appropriate formal terms of reference as its audit committee charter, has regulated its affairs in compliance with this charter and has discharged all its responsibilities as contained therein.

3. The effectiveness of internal control

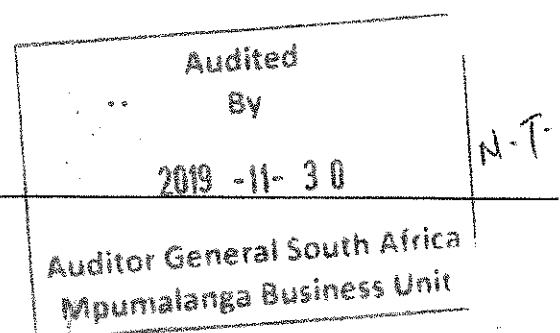
The system of internal controls applied by the municipality over financial and risk management is effective, efficient and transparent. In line with the MFMA and the King IV report on Corporate Governance requirements, Internal audit provides the audit committee and management with assurance that the internal controls are appropriate and effective. This is achieved by means of the risk management process, as well as the identification of corrective actions and suggested enhancements to the controls and processes. From the various reports of the Internal auditors, the Audit report on the annual financial statements, and the management report of the Auditor-General South Africa, it was noted that no matters were reported that indicate any material deficiencies in the system of internal control or any deviation therefrom. Accordingly, we can report that the system of internal controls over financial reporting for the period under review was efficient and effective.

The quality of in year management and monthly/quarterly reports submitted in terms of the MFMA and the Division of Revenue Act.

The Audit committee is satisfied with the content and quality of monthly and quarterly report prepared and issued by the Accounting Officer of the municipality during the year under review.

4. Internal audit

The Audit committee is satisfied that the internal audit function is operating effectively and that it has addressed the risks pertinent to the municipality and its audits.




Report of the Auditor General

To the Provincial Legislature of MSUKALIGWA LOCAL MUNICIPALITY

Auditor-General of South Africa
Registered Auditors

August 30, 2019



MSUKALIGWA LOCAL MUNICIPALITY

(Registration number MP302)

Annual Financial Statements for the year ended June 30, 2019

Accounting Officer's Report

The accounting officers submit their report for the year ended June 30, 2019.

1. Review of activities

Main business and operations

Net deficit of the municipality was R 191,431,271 (2018: deficit R 123,866,211)

2. Going concern

The annual financial statements have been prepared on the basis of accounting policies applicable to a going concern. This basis presumes that funds will be available to finance future operations and that the realisation of assets and settlement of liabilities, contingent obligations and commitments will occur in the ordinary course of business. The Provincial Executive of the Mpumalanga Provincial Government intervened in the municipality in terms of section 139(1)(b) of the Constitution and Section 139(5) of the Constitution read with Section 139 of the Municipal Finance Management Act (MFMA) (Act No. 56 of 2003).

As part of the intervention by the Provincial Executive, the Municipal Financial Recovery Services unit within the Provincial Treasury has been requested to assist with the development of a financial recovery plan for Msukaligwa Local Municipality.

The primary responsibility to avoid, identify and resolve financial problems rests with the Msukaligwa Council and the Plan must be monitored by Council, the Executive Mayor and the Municipal Manager to ensure successful implementation, and places significant implementation responsibility on the Municipal Manager, Chief Financial Officer and other senior managers.

The Municipality should move away from short term and reactionary planning to a long term stable and sustainable framework, hence the Municipality must prioritise the development of a long term spatial and financial plan that is realistic and achievable and based on sound socio-economic analysis. The financial indicators issued in MFMA Circular 71 should also be used as a basis for such a long-term financial plan.

3. Subsequent events

The Plaintiff is claiming the monthly rental outstanding as from 2016 to 2019 at an amount of R18 400 000 plus Vat of an amount of R2 624 000 furthermore plus the Vat at an amount of R 7 864 000 which comes from the R53 600 000.

These amounts are as a result of the rental agreement which was entered into in 2016 for the portion of where the Municipal water reservoir is situated which is registered in the name of the Trust. The municipality is challenging this matter on review of the initial sale agreement and rental agreement.

4. Accounting Officers' interest in contracts

The accounting officer does not have any direct or indirect interest's in contracts.

5. Accounting policies

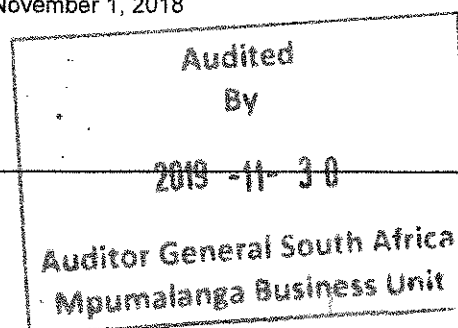
The annual financial statements prepared in accordance with the South African Statements of Generally Accepted Accounting Practice (GAAP), including any interpretations of such Statements issued by the Accounting Practices Board, and in accordance with the prescribed Standards of Generally Recognised Accounting Practices (GRAP) issued by the Accounting Standards Board as the prescribed framework by National Treasury.

6. Accounting Officers

The accounting officers of the municipality during the year and to the date of this report are as follows:

Name
Mr D.I. Maluleke - Acting Municipal Manager
Mr S.R. Magudulela - Acting Municipal Manager
Ms. G.J. Majola

Changes
Resigned Friday, August 31, 2018
Appointed Saturday, September 1, 2018,
resigned Wednesday, October 31, 2018
Appointed Thursday, November 1, 2018




MSUKALIGWA LOCAL MUNICIPALITY

(Registration number MP302)

Annual Financial Statements for the year ended June 30, 2019

Accounting Officer's Report



7. Corporate governance

General

The accounting officer is committed to business integrity, transparency and professionalism in all its activities. As part of this commitment, the accounting officer supports the highest standards of corporate governance and the ongoing development of best practice.

The municipality confirms and acknowledges its responsibility to total compliance with the Code of Corporate Practices and Conduct ("the Code") laid out in the King IV Report on Corporate Governance for South Africa 2002. The accounting officer discuss the responsibilities of management in this respect, at Council meetings and monitor the municipality's compliance with the code on a three monthly basis.

The salient features of the municipality's adoption of the Code is outlined below:

Audit and risk committee

In the year under review, the audit committee was established, and the audit committee members appointed are as follows:

| Position | Name | Date appointed |
|-------------|---------------|----------------|
| Chairperson | N. Marobane | 01/09/2018 |
| Members: | P.B. Mosomane | 01/09/2018 |
| | F.J. Mudau | 01/09/2018 |

In terms of Section 166 of the Municipal Finance Management Act, (Act 56 of 2003), the municipality, must appoint members of the Audit Committee. Notwithstanding that councillors appointed by the parent municipality constituted the municipal Audit Committees, National Treasury policy requires that municipalities should appoint further members of the municipality's audit committees who are not councillors of the municipality onto the audit committee.

Internal audit

The municipality has a fully functional Internal Audit Unit. This is in compliance with the Municipal Finance Management Act, 2003.

8. Bankers

Standard Bank Limited is used for daily operations as well as investing of grant funding.

9. Auditors

Auditor-General of South Africa will continue in office for the next financial period.

10. Public Private Partnership

In accordance with the PPP agreement, the Contractor shall open a separate account with a bank registered in the Republic of South Africa, for the purpose of administering and separate safekeeping of:

- moneys deposited as excess surpluses;
- any foreign exchange rate amounts;
- any service credits; and
- any penalties for later service commence mental text.

The municipality has no PPP agreements.

MSUKALIGWA LOCAL MUNICIPALITY


(Registration number MP302)

Annual Financial Statements for the year ended June 30, 2019

Statement of Financial Position as at June 30, 2019

| Figures in Rand | Note(s) | 2019 | 2018 Restated* |
|--|---------|----------------------|----------------------|
| Assets | | | |
| Current Assets | | | |
| Inventories | 7 | 9,760,212 | 13,212,704 |
| Receivables from exchange transactions | 8&11 | 137,290,185 | 134,288,676 |
| Receivables from non-exchange transactions | 9&11 | 17,244,712 | 14,061,070 |
| VAT receivable | 10 | 50,301,818 | 60,120,882 |
| Cash and cash equivalents | 12 | 24,533,932 | 2,442,488 |
| | | 239,130,859 | 224,125,820 |
| Non-Current Assets | | | |
| Investment property | 3 | 313,959,548 | 313,953,573 |
| Property, plant and equipment | 4 | 2,339,769,291 | 2,377,706,782 |
| Other non current assets | 5 | 192,195 | 1,047,705 |
| | | 2,653,921,034 | 2,692,708,060 |
| Total Assets | | 2,893,051,893 | 2,916,833,880 |
| Liabilities | | | |
| Current Liabilities | | | |
| Payables from exchange transactions | 15 | 848,396,656 | 762,992,816 |
| Consumer deposits | 16 | 15,996,573 | 15,454,808 |
| Employee benefit obligation | 6 | 3,569,383 | 4,006,294 |
| Unspent conditional grants and receipts | 13 | 5,169,641 | 1,652,293 |
| | | 873,132,253 | 784,106,211 |
| Non-Current Liabilities | | | |
| Employee benefit obligation | 6 | 61,189,588 | 62,174,986 |
| Provisions | 14 | 61,610,395 | 56,438,511 |
| | | 122,799,983 | 118,613,497 |
| Total Liabilities | | 995,932,236 | 902,719,708 |
| Net Assets | | 1,897,119,657 | 2,014,114,172 |
| Accumulated surplus | | 1,897,119,657 | 2,014,114,172 |

* See Note 39



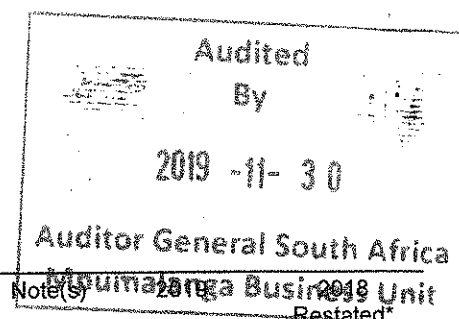
MSUKALIGWA LOCAL MUNICIPALITY

(Registration number MP302)

Annual Financial Statements for the year ended June 30, 2019

Statement of Financial Performance

Figures in Rand



Revenue

Revenue from exchange transactions

| | | | |
|---|----|--------------------|--------------------|
| Service charges | 18 | 319,831,756 | 305,564,661 |
| Rental of facilities and equipment | 19 | 2,068,262 | 2,068,070 |
| Agency services | | 11,536,218 | 11,870,220 |
| Other income | 20 | 13,512,138 | 20,801,473 |
| Interest received | 21 | 33,059,846 | 26,789,450 |
| Total revenue from exchange transactions | | 380,008,220 | 367,093,874 |

Revenue from non-exchange transactions

Taxation revenue

| | | | |
|----------------|----|-------------|-------------|
| Property rates | 22 | 110,344,038 | 103,235,135 |
|----------------|----|-------------|-------------|

Transfer revenue

| | | | |
|-------------------------------|----|-------------|-------------|
| Government grants & subsidies | 23 | 246,144,895 | 212,483,893 |
| Fines | | 5,992,084 | 3,381,205 |

| | | | |
|---|--|--------------------|--------------------|
| Total revenue from non-exchange transactions | | 362,481,017 | 319,100,233 |
|---|--|--------------------|--------------------|

| | | | |
|----------------------|----|--------------------|--------------------|
| Total revenue | 17 | 742,489,237 | 686,194,107 |
|----------------------|----|--------------------|--------------------|

Expenditure

| | | | |
|----------------------------------|----|---------------|---------------|
| Employee related costs | 24 | (211,066,392) | (197,154,622) |
| Remuneration of councillors | 25 | (15,145,232) | (14,180,757) |
| Depreciation | 26 | (123,901,221) | (120,626,554) |
| Impairment loss | 27 | (4,016,290) | (1,958,293) |
| Finance costs | 28 | (34,763,521) | (48,795,392) |
| Lease rentals on operating lease | | (948,539) | (901,632) |
| Debt impairment | 29 | (128,082,308) | (35,494,086) |
| Bulk purchases | 30 | (286,584,544) | (253,692,219) |
| Contracted services | 31 | (24,720,967) | (31,482,630) |
| General Expenses | 32 | (100,153,598) | (110,548,537) |

| | | | |
|--------------------------|--|----------------------|----------------------|
| Total expenditure | | (929,382,612) | (814,834,722) |
|--------------------------|--|----------------------|----------------------|

Operating deficit

| | | | |
|--|--|----------------------|----------------------|
| | | (186,893,375) | (128,640,615) |
|--|--|----------------------|----------------------|

| | | | |
|---|--|-------------|-----------|
| (Loss) gain on disposal of assets and liabilities | | (3,908,374) | 2,350,321 |
|---|--|-------------|-----------|

| | | | |
|------------------|---|-------------|-----------|
| Actuarial losses | 6 | (1,422,309) | 3,483,010 |
|------------------|---|-------------|-----------|

| | | | |
|--------------------------|--|---------|-------------|
| Inventories gain/ losses | | 792,787 | (1,058,927) |
|--------------------------|--|---------|-------------|

| | | | |
|--|--|--------------------|------------------|
| | | (4,537,896) | 4,774,404 |
|--|--|--------------------|------------------|

| | | | |
|-----------------------------|--|----------------------|----------------------|
| Deficit for the year | | (191,431,271) | (123,866,211) |
|-----------------------------|--|----------------------|----------------------|

* See Note 39


MSUKALIGWA LOCAL MUNICIPALITY

(Registration number MP302)

Annual Financial Statements for the year ended June 30, 2019

Statement of Changes in Net Assets

| Figures in Rand | Accumulated surplus | Total net assets |
|---|----------------------|----------------------|
| Opening balance as previously reported | 895,883,732 | 895,883,732 |
| Adjustments | | |
| Prior year adjustments | 1,242,096,651 | 1,242,096,651 |
| Balance at July 1, 2017 as restated* | 2,137,980,383 | 2,137,980,383 |
| Changes in net assets | | |
| Surplus for the year | (123,866,211) | (123,866,211) |
| Total changes | (123,866,211) | (123,866,211) |
| Opening balance as previously reported | 1,983,115,365 | 1,983,115,365 |
| Adjustments | | |
| Prior year adjustments | 105,435,563 | 105,435,563 |
| Restated* Balance at July 1, 2018 as restated* | 2,088,550,928 | 2,088,550,928 |
| Changes in net assets | | |
| Surplus for the year | (191,431,271) | (191,431,271) |
| Total changes | (191,431,271) | (191,431,271) |
| Balance at June 30, 2019 | 1,897,119,657 | 1,897,119,657 |
| Note(s) | | |




* See Note 39

MSUKALIGWA LOCAL MUNICIPALITY

(Registration number MP302)

Annual Financial Statements for the year ended June 30, 2019

Cash Flow Statement

Figures in Rand

Note(s)

2019

2018
Restated***Cash flows from operating activities****Receipts**

| | | | |
|----------------------------|--|--------------------|--------------------|
| Property rates taxation | | 110,344,038 | 103,235,135 |
| Sale of goods and services | | 319,831,494 | 305,564,661 |
| Grants | | 246,144,895 | 212,526,529 |
| Interest income | | 33,059,846 | 26,789,450 |
| Other receipts | | 33,108,964 | 38,120,968 |
| | | 742,489,237 | 686,236,743 |

Payments

| | | | |
|----------------|--|----------------------|----------------------|
| Employee costs | | (221,321,120) | (202,979,930) |
| Suppliers | | (324,726,425) | (395,723,386) |
| Finance costs | | (34,763,521) | (48,785,097) |
| | | (580,811,066) | (647,488,413) |

Net cash flows from operating activities

34

161,678,171**38,748,330****Cash flows from investing activities**

| | | | |
|---|---|---------------|--------------|
| Purchase of property, plant and equipment | 4 | (107,197,257) | (61,846,971) |
| Proceeds from sale of property, plant and equipment | 4 | 1,250,183 | 2,672,668 |
| Purchase of investment property | 3 | (5,975) | - |
| Proceeds from sale of heritage assets | 5 | - | 21,422 |
| Other non cash items | | (33,633,678) | 20,916,827 |

Net cash flows from investing activities**(139,586,727)****(38,236,054)****Cash flows from financing activities**

| | | | |
|---|--|----------|------------------|
| Finance lease payments | | - | (246,105) |
| Net cash flows from financing activities | | - | (246,105) |

Net increase/(decrease) in cash and cash equivalents**22,091,444****266,171****Cash and cash equivalents at the beginning of the year****2,442,488****2,176,317****Cash and cash equivalents at the end of the year**

12

24,533,932**2,442,488**

* See Note 39

MSUKALIGWA LOCAL MUNICIPALITY

(Registration number MP302)

Annual Financial Statements for the year ended June 30, 2019

Statement of Comparison of Budget and Actual Amounts

Budget on Cash Basis

| | Approved budget | Adjustments | Final Budget | Actual amounts on comparable basis | Difference between final budget and actual | Reference |
|---|--------------------|--------------------|--------------------|--|---|-------------------------|
| Figures in Rand | | | | | | |
| Statement of Financial Performance | | | | | | |
| Revenue | | | | | | |
| Revenue from exchange transactions | | | | | | |
| Service charges | 336,976,000 | 1,805,000 | 338,781,000 | 319,831,756 | (18,949,244) | Refer to Narration area |
| Rental of facilities and equipment | 2,132,000 | - | 2,132,000 | 2,068,262 | (63,738) | Refer to Narration area |
| Licences and permits | 4,426,000 | (483,000) | 3,943,000 | 11,536,218 | 7,593,218 | Refer to Narration area |
| Other income - (rollup) | 14,365,000 | 1,925,000 | 16,290,000 | 13,512,138 | (2,777,862) | Refer to Narration area |
| Interest earned on outstanding debtors | 26,135,000 | 2,724,000 | 28,859,000 | 29,923,434 | 1,064,434 | Refer to Narration area |
| Interest received - investment | 1,323,000 | 80,000 | 1,403,000 | 3,136,412 | 1,733,412 | Refer to Narration area |
| Gains on disposal of assets | 15,000,000 | (11,600,000) | 3,400,000 | - | (3,400,000) | |
| Total revenue from exchange transactions | 400,357,000 | (5,549,000) | 394,808,000 | 380,008,220 | (14,799,780) | |
| Revenue from non-exchange transactions | | | | | | |
| Taxation revenue | | | | | | |
| Property rates | 109,013,000 | 297,000 | 109,310,000 | 110,344,038 | 1,034,038 | Refer to Narration area |
| Transfer revenue | | | | | | |
| Government grants & subsidies | 161,319,000 | 123,000 | 161,442,000 | 246,144,895 | 84,702,895 | Refer to Narration area |
| Fines | 6,688,000 | (2,860,000) | 3,828,000 | 5,992,084 | 2,164,084 | Refer to Narration area |
| Total revenue from non-exchange transactions | 277,020,000 | (2,440,000) | 274,580,000 | 362,481,017 | 87,901,017 | |
| Total revenue | 677,377,000 | (7,989,000) | 669,388,000 | 742,489,237 | 73,101,237 | |
| Expenditure | | | | | | |
| Personnel | (203,103,000) | (4,222,000) | (207,325,000) | (211,066,392) | (3,741,392) | Refer to Narration area |
| Remuneration of councillors | (15,408,000) | - | (15,408,000) | (15,145,232) | 262,768 | Refer to Narration area |
| Depreciation and amortisation | (94,303,000) | 14,059,000 | (80,244,000) | (123,901,221) | (43,657,221) | Refer to Narration area |
| Impairment loss/ Reversal of impairments | - | - | - | (4,016,290) | (4,016,290) | Refer to Narration area |
| Finance costs | (23,000) | - | (23,000) | (34,763,521) | (34,740,521) | Refer to Narration area |
| Lease rentals on operating lease | - | - | - | (948,539) | (948,539) | Refer to Narration area |
| Debt Impairment | (82,502,000) | 3,833,000 | (78,669,000) | (128,082,308) | (49,413,308) | Refer to Narration area |

2019 -11- 30

Auditor General South Africa

NT

Audited

By

2019 -11- 30

Auditor General South Africa
Mpumalanga Business Unit**MSUKALIGWA LOCAL MUNICIPALITY**

(Registration number MP302)

Annual Financial Statements for the year ended June 30, 2019

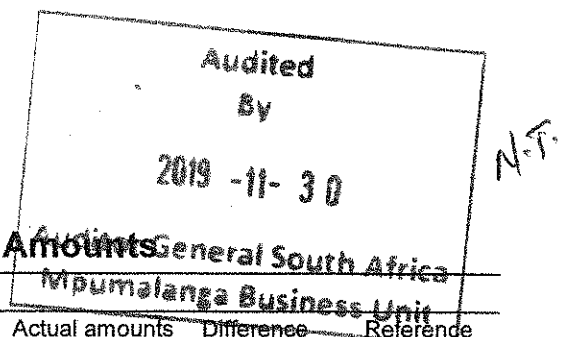
Statement of Comparison of Budget and Actual Amounts**Budget on Cash Basis**

| | Approved budget | Adjustments | Final Budget | Actual amounts on comparable basis | Difference between final budget and actual | Reference |
|--|----------------------|-------------------|----------------------|--|---|----------------------------|
| Figures in Rand | | | | | | |
| Other material | (49,506,000) | 13,410,000 | (36,096,000) | - | 36,096,000 | Refer to Narration area |
| Bulk purchases | (260,212,000) | - | (260,212,000) | (286,584,544) | (26,372,544) | Refer to Narration area |
| Contracted Services | (79,524,000) | (45,000) | (79,569,000) | (24,720,967) | 54,848,033 | Refer to Narration area |
| General Expenses | (64,565,000) | (2,517,000) | (67,082,000) | (100,153,598) | (33,071,598) | Refer to Narration area |
| Total expenditure | (849,146,000) | 24,518,000 | (824,628,000) | (929,382,612) | (104,754,612) | |
| Operating deficit | (171,769,000) | 16,529,000 | (155,240,000) | (186,893,375) | (31,653,375) | |
| Loss on disposal of assets and liabilities | - | - | - | (3,908,374) | (3,908,374) | Refer to Narration area |
| Actuarial gains/losses | - | - | - | (1,422,309) | (1,422,309) | Refer to Narration area |
| Transfers and subsidies - Capital | 89,284,000 | (123,000) | 89,161,000 | - | (89,161,000) | Refer to Narration area |
| Inventories losses/write-downs | - | - | - | 792,787 | 792,787 | Refer to Narration area |
| | 89,284,000 | (123,000) | 89,161,000 | (4,537,896) | (93,698,896) | |
| Deficit / Surplus | (82,485,000) | 16,406,000 | (66,079,000) | (191,431,271) | (125,352,271) | |
| Actual Amount on Comparable Basis as Presented in the Budget and Actual Comparative Statement | (82,485,000) | 16,406,000 | (66,079,000) | (191,431,271) | (125,352,271) | |

MSUKALIGWA LOCAL MUNICIPALITY

(Registration number MP302)

Annual Financial Statements for the year ended June 30, 2019

**Statement of Comparison of Budget and Actual Amounts**

Budget on Cash Basis

| | Approved budget | Adjustments | Final Budget | Actual amounts on comparable basis | Difference between final budget and actual | Reference |
|--|-----------------|-------------|--------------|------------------------------------|--|-----------|
|--|-----------------|-------------|--------------|------------------------------------|--|-----------|

Figures in Rand

Statement of Financial Position**Assets****Current Assets**

| | | | | | | |
|--|--------------------|----------|--------------------|--------------------|--------------------|-------------------------|
| Inventories | 9,712,000 | - | 9,712,000 | 9,760,212 | 48,212 | Refer to Narration area |
| Receivables from exchange transactions | 103,943,000 | - | 103,943,000 | 137,290,185 | 33,347,185 | Refer to Narration area |
| Receivables from non-exchange transactions | - | - | - | 17,244,712 | 17,244,712 | Refer to Narration area |
| VAT receivable | - | - | - | 50,301,818 | 50,301,818 | Refer to Narration area |
| Other debtors | 17,766,000 | - | 17,766,000 | - | (17,766,000) | Refer to Narration area |
| Cash and cash equivalents | 1,033,000 | - | 1,033,000 | 24,533,932 | 23,500,932 | Refer to Narration area |
| | 132,454,000 | - | 132,454,000 | 239,130,859 | 106,676,859 | |

Non-Current Assets

| | | | | | | |
|-------------------------------|----------------------|----------------|----------------------|----------------------|----------------------|-------------------------|
| Investment property | 15,049,000 | - | 15,049,000 | 313,959,548 | 298,910,548 | Refer to Narration area |
| Property, plant and equipment | 1,616,438,000 | 577,000 | 1,617,015,000 | 2,339,769,291 | 722,754,291 | Refer to Narration area |
| Other non current assets | 1,048,000 | - | 1,048,000 | 192,195 | (855,805) | Refer to Narration area |
| | 1,632,535,000 | 577,000 | 1,633,112,000 | 2,653,921,034 | 1,020,809,034 | |
| Total Assets | 1,764,989,000 | 577,000 | 1,765,566,000 | 2,893,051,893 | 1,127,485,893 | |

Liabilities**Current Liabilities**

| | | | | | | |
|---|--------------------|----------|--------------------|--------------------|--------------------|-------------------------|
| Payables from exchange transactions | 641,895,000 | - | 641,895,000 | 848,396,656 | 206,501,656 | Refer to Narration area |
| Consumer deposits | 15,455,000 | - | 15,455,000 | 15,996,573 | 541,573 | Refer to Narration area |
| Employee benefit obligation | - | - | - | 3,569,383 | 3,569,383 | |
| Unspent conditional grants and receipts | - | - | - | 5,169,641 | 5,169,641 | Refer to Narration area |
| | 657,350,000 | - | 657,350,000 | 873,132,253 | 215,782,253 | |

Non-Current Liabilities

| | | | | | | |
|-----------------------------|----------------------|----------------|----------------------|----------------------|--------------------|-------------------------|
| Employee benefit obligation | - | - | - | 61,189,588 | 61,189,588 | Refer to Narration area |
| Provisions | 77,846,000 | - | 77,846,000 | 61,610,395 | (16,235,605) | Refer to Narration area |
| | 77,846,000 | - | 77,846,000 | 122,799,983 | 44,953,983 | |
| Total Liabilities | 735,196,000 | - | 735,196,000 | 995,932,236 | 260,736,236 | |
| Net Assets | 1,029,793,000 | 577,000 | 1,030,370,000 | 1,897,119,657 | 866,749,657 | |

MSUKALIGWA LOCAL MUNICIPALITY


(Registration number MP302)

Annual Financial Statements for the year ended June 30, 2019

Statement of Comparison of Budget and Actual Amounts

Budget on Cash Basis

| | Approved budget | Adjustments | Final Budget | Actual amounts on comparable basis | Difference between final budget and actual | Reference |
|--|--------------------|-------------|---------------|--|---|----------------------------|
| Figures in Rand | | | | | | |
| Net Assets | | | | | | |
| Net Assets Attributable to Owners of Controlling Entity | | | | | | |
| Reserves | | | | | | |
| Accumulated surplus | 1,029,793,000 | 577,000 | 1,030,370,000 | 1,897,119,657 | 866,749,657 | Refer to Narration area |



N-7

MSUKALIGWA LOCAL MUNICIPALITY

(Registration number MP302)

Annual Financial Statements for the year ended June 30, 2019

Audited

By

2019 -11- 30

N.T.

Statement of Comparison of Budget and Actual AmountsAuditor General South Africa
Mpumalanga Business Unit

Budget on Cash Basis

| | Approved budget | Adjustments | Final Budget | Actual amounts on comparable basis | Difference between final budget and actual | Reference |
|---|----------------------|---------------------|----------------------|--|---|----------------------------|
| Figures in Rand | | | | | | |
| Cash Flow Statement | | | | | | |
| Cash flows from operating activities | | | | | | |
| Receipts | | | | | | |
| Property rates taxation | 87,945,000 | 6,964,000 | 94,909,000 | 110,344,038 | 15,435,038 | Refer to Narration area |
| Sale of goods and services | 302,462,000 | 80,388,000 | 382,850,000 | 319,831,494 | (63,018,506) | Refer to Narration area |
| Grants operational | 161,319,000 | - | 161,319,000 | 161,469,040 | 150,040 | Refer to Narration area |
| Interest income | 1,536,000 | 159,000 | 1,695,000 | 33,059,847 | 31,364,847 | Refer to Narration area |
| Grants Capital | 88,284,000 | - | 88,284,000 | 84,675,855 | (3,608,145) | Refer to Narration area |
| Other cash item | - | - | - | 31,279,801 | 31,279,801 | |
| | 641,546,000 | 87,511,000 | 729,057,000 | 740,660,075 | 11,603,075 | |
| Payments | | | | | | |
| Employee costs and suppliers | (671,738,000) | 29,420,000 | (642,318,000) | (546,047,545) | 96,270,455 | Refer to Narration area |
| Finance costs | (23,000) | - | (23,000) | (34,763,521) | (34,740,521) | Refer to Narration area |
| | (671,761,000) | 29,420,000 | (642,341,000) | (580,811,066) | 61,529,934 | |
| Net cash flows from operating activities | (30,215,000) | 116,931,000 | 86,716,000 | 159,849,009 | 73,133,009 | |
| Cash flows from investing activities | | | | | | |
| Purchase of property, plant and equipment | (90,284,000) | - | (90,284,000) | (107,742,042) | (17,458,042) | Refer to Narration area |
| Proceeds from sale of property, plant and equipment | 15,000,000 | (11,908,000) | 3,092,000 | 1,250,183 | (1,841,817) | Refer to Narration area |
| Purchase of investment property | - | - | - | (5,979) | (5,979) | |
| Other non cash item | - | - | - | (31,259,731) | (31,259,731) | |
| Decrease/ (Increase) in con current investment | 1,000,000 | (1,000,000) | - | - | - | |
| Net cash flows from investing activities | (74,284,000) | (12,908,000) | (87,192,000) | (137,757,569) | (50,565,569) | |
| Cash flows from financing activities | | | | | | |
| Repayment of other financial liabilities | (324,000) | 324,000 | - | - | - | Refer to Narration area |
| Net cash flows from financing activities | (324,000) | 324,000 | - | - | - | |
| Net increase/(decrease) in cash and cash equivalents | (104,823,000) | 104,347,000 | (476,000) | 22,091,440 | 22,567,440 | |
| Cash and cash equivalents at the beginning of the year | - | 2,176,000 | 2,176,000 | 2,442,488 | 266,488 | |
| Cash and cash equivalents at the end of the year | (104,823,000) | 106,523,000 | 1,700,000 | 24,533,928 | 22,833,928 | |

MSUKALIGWA LOCAL MUNICIPALITY

(Registration number MP302)

Annual Financial Statements for the year ended June 30, 2019

Audited

By

2019 -11- 30

Auditor General South Africa
Mpumalanga Business Unit

Statement of Comparison of Budget and Actual Amounts

Budget on Cash Basis

| | Approved budget | Adjustments | Final Budget | Actual amounts on comparable basis | Difference between final budget and actual | Reference |
|--|--------------------|-------------|--------------|--|---|-----------|
|--|--------------------|-------------|--------------|--|---|-----------|

Figures in Rand

The accounting policies on pages 24 to 56 and the notes on pages 57 to 109 form an integral part of the annual financial statements.

Statement of Financial Position

Assets

Current Assets

- 1)Inventories: Decrease in inventory – Cash flow challenges
- 2)Receivables from exchange transactions:Ineffective collection methods
- 3)Receivables from non-exchange transactions:Ineffective collection methods
- 4)VAT receivable: Increase in trade payables and accruals
- 5)Consumer debtors: Slow payment rate and inversed revenue
- 6)Other debtors:
- 7)Cash and cash equivalents: Increase in cash and cash equivalents, grants received were ring fenced

Non-Current Assets

- 8)Investment property:Revaluation of existing properties
- 9)Property, plant and equipment:Additions, revaluations and compilation of new assets register
- 10)Heritage assets: Stolen asstes written off

Current Liabilities

- 11)Finance lease obligations: Not budgeted for
- 12)Payables from exchange transactions: Creditor Book increased – cash flow challenges
- 13)Consumer deposits: Consumer deposits increase
- 14)Unspent conditional grants: Roll over of unspent conditional grant
- 15)Borrowings: Borrowing didn't realized

Non-current Liabilities

- 16)Provisions: Landfill sites provisions decreased

Revenue from exchange transactions

- 1)Service charges: Water meters not installed and tampering on electricity, billing of water and electricity increased
- 2)Rental of facilities and equipment: The income of rental of equipment was not as anticipated in the budget. Facilities and equipment is not properly maintained therefore the need for renting it decline.
- 3)Agency services: Agency services budget in included in other revenue during the budget process, the budget is done for Licence and permits in the budget document, therefore the comparison will have a huge difference.
- 4)Other income (roll up):Due to re-classification of other charges
- 5)Interest received: The trend on an increasing debt book will attracted increased interest.
- 6) Gains and disposal of assets: Assets disposed during the year

Revenue from non-exchange transactions

- 6)Property rates: Due to supplementary valuations.
- 7)Transfers and subsidies: As per DORA grant allocation
- 8)Fines: Fines revenue was recognised based on fines issued rather than payments received. Increase in fines issued.

Expenditure

- 1)Employee cost: Due to the cash flow challenges not all vacant positions in the budget were filled.
- 2)Remuneration of councillors: In line with budget

MSUKALIGWA LOCAL MUNICIPALITY

(Registration number MP302)

Annual Financial Statements for the year ended June 30, 2019

Statement of Comparison of Budget and Actual Amounts

Budget on Cash Basis

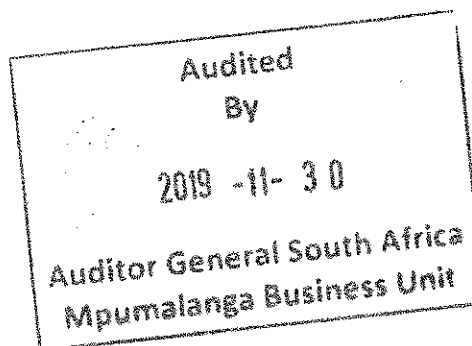
| | Approved budget | Adjustments | Final Budget | Actual amounts on comparable basis | Difference between final budget and actual | Reference |
|--|--------------------|-------------|--------------|--|---|-----------|
|--|--------------------|-------------|--------------|--|---|-----------|

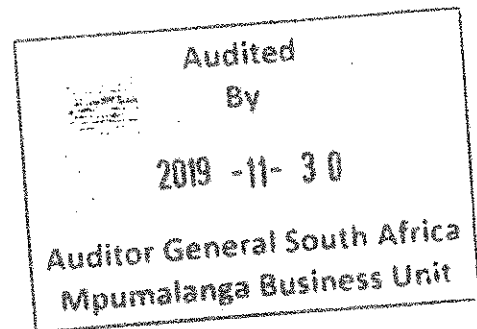
Figures in Rand

- 3) Depreciation: Reworking of Final Asset Register
- 4) Impairment/loss: Not a budgeting vote in expenditure in MTRF
- 5) Finance cost: Largely attributable to charges on late payment of electricity accounts: this is disclosed as fruitless and wasteful expenditure
- 6) Lease rentals on operating lease: Not a budgeting vote in expenditure in the MTRF
- 7) Debt Impairment: Higher non-payment rate realized.
- 8) Bulk purchases: The provision in the budget for water purchase was insufficient. The municipality is in a dispute with Department of Water on the correct billing of water.
- 9) Contracted Service: Reclassification of accounts
- 10) General Expenses: Reclassification of accounts
- 11) Loss on disposal of assets and liabilities: Not a budgeting vote in MTRF
- 12) Actuarial gains/losses: Not a budgeting vote in MTRF
- 13) Inventories losses: Reclassification

Cash flow Statement

- 1) Property Rates: Budgeted on possible income and not actual billing
- 2) Sale of goods and services: Budget on possible income and not on actual billing
- 3) Grants: In line with budget Conditions met on conditional grants
- 4) Interest income: Increase in debt book results in interest payable on late payments
- 5) Other receipts: Unbudgeted other income
- 6) Employee costs: None
- 7) Suppliers: Cost containment implementation
- 8) Finance cost: Interest charged on overdue creditors and accruals
- 9) Purchase of property plant and equipment: Payments on conditional grants expenditure, capital grant implemented
- 10) Proceeds from sale of property plant and equipment: Sale of stands didn't realized as predicted
- 11) Repayments of other financial liabilities:
- 12) Net increase in cash and cash equivalents: Implementation of collection strategies
- 13) Cash and cash equivalent at the beginning of the year: Actual balances at the beginning of the year
- 14) Cash and cash equivalent at the end of the year: Actual amount at the end of the year exceeded budget.





MSUKALIGWA LOCAL MUNICIPALITY

(Registration number MP302)

Annual Financial Statements for the year ended June 30, 2019

Appropriation Statement

Figures in Rand

| | Original budget | Budget adjustments (i.t.o. s28 and s31 of the MFMA) | Final adjustments budget | Shifting of funds (i.t.o. s31 of the MFMA) | Virement (i.t.o. council approved policy) | Final budget | Actual outcome | Unauthorised expenditure | Variance | Actual outcome as % of final budget | Actual outcome as % of original budget |
|--|----------------------|---|--------------------------|--|---|----------------------|----------------------|--------------------------|---------------------|-------------------------------------|--|
| 2019 | | | | | | | | | | | |
| Financial Performance | | | | | | | | | | | |
| Property rates | 109,013,000 | 297,000 | 109,310,000 | - | - | 109,310,000 | 110,344,038 | - | 1,034,038 | 101 % | 101 % |
| Service charges | 336,976,000 | 1,805,000 | 338,781,000 | - | - | 338,781,000 | 319,831,756 | - | (18,949,244) | 94 % | 95 % |
| Investment revenue | - | - | - | - | - | - | 33,059,846 | - | 33,059,846 | DIV/0 % | DIV/0 % |
| Grants | 161,319,000 | 123,000 | 161,442,000 | - | - | 161,442,000 | 161,469,040 | - | 27,040 | 100 % | 100 % |
| Other own revenue | 70,068,000 | (10,100,000) | 59,968,000 | - | - | 59,968,000 | 33,108,702 | - | (26,859,298) | 55 % | 47 % |
| Total revenue (excluding capital transfers and contributions) | 677,376,000 | (7,675,000) | 669,501,000 | - | - | 669,501,000 | 657,813,382 | - | (11,687,618) | 98 % | 97 % |
| Employee costs | (203,103,000) | (4,296,000) | (207,399,000) | - | - | (207,399,000) | (211,066,392) | - | (3,667,392) | 102 % | 104 % |
| Remuneration of councillors | (15,408,000) | - | (15,408,000) | - | - | (15,408,000) | (15,145,232) | - | 262,768 | 98 % | 98 % |
| Debt impairment | (82,502,000) | 3,833,000 | (78,669,000) | - | - | (78,669,000) | (132,098,598) | - | (53,429,598) | 168 % | 160 % |
| Depreciation and asset impairment | (94,303,000) | 14,059,000 | (80,244,000) | - | - | (80,244,000) | (123,901,221) | - | (43,657,221) | 154 % | 131 % |
| Finance charges | (23,000) | - | (23,000) | - | - | (23,000) | (34,763,521) | - | (34,740,521) | 151,146 % | 151,146 % |
| Materials and bulk purchases | (309,718,000) | (2,867,000) | (312,585,000) | - | - | (312,585,000) | (286,584,544) | - | 26,000,456 | 92 % | 93 % |
| Other expenditure | (144,089,000) | (4,949,000) | (149,038,000) | - | - | (149,038,000) | (125,823,104) | - | 23,214,896 | 84 % | 87 % |
| Total expenditure | (849,146,000) | 5,780,000 | (843,366,000) | - | - | (843,366,000) | (929,382,612) | - | (86,016,612) | 110 % | 109 % |
| Surplus/(Deficit) | (171,770,000) | (2,095,000) | (173,865,000) | - | - | (173,865,000) | (271,569,230) | - | (97,704,230) | 156 % | 158 % |

MSUKALIGWA LOCAL MUNICIPALITY

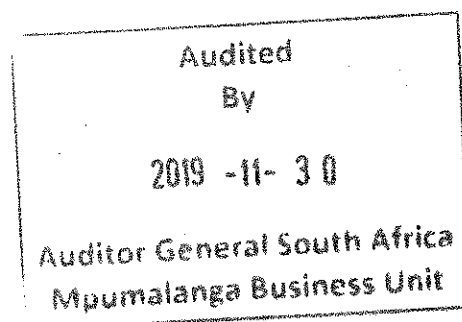
(Registration number MP302)


Annual Financial Statements for the year ended June 30, 2019

Appropriation Statement

Figures in Rand

| | Original budget | Budget adjustments (i.t.o. s28 and s31 of the MFMA) | Final adjustments budget | Shifting of funds (i.t.o. s31 of the MFMA) | Virement (i.t.o. council approved policy) | Final budget | Actual outcome | Unauthorised expenditure | Variance | Actual outcome as % of final budget | Actual outcome as % of original budget |
|---|-----------------|---|--------------------------|--|---|---------------|----------------|--------------------------|--------------|-------------------------------------|--|
| Transfers recognised - capital | - | - | - | - | | - | 84,675,855 | | 84,675,855 | DIV/0 % | DIV/0 % |
| Surplus (Deficit) after capital transfers and contributions | (171,770,000) | (2,095,000) | (173,865,000) | - | | (173,865,000) | (186,893,375) | | (13,028,375) | 107 % | 109 % |
| Surplus/(Deficit) for the year | (171,770,000) | (2,095,000) | (173,865,000) | - | | (173,865,000) | (186,893,375) | | (13,028,375) | 107 % | 109 % |
| Capital expenditure and funds sources | | | | | | | | | | | |
| Total capital expenditure | 94,284,000 | 9,046,000 | 103,330,000 | - | | 103,330,000 | 107,723,213 | | 4,393,213 | 104 % | 114 % |
| Sources of capital funds | | | | | | | | | | | |
| Transfers recognised - capital | 89,284,000 | 1,857,000 | 91,141,000 | - | | 91,141,000 | 84,675,855 | | (6,465,145) | 93 % | 95 % |
| Internally generated funds | 5,000,000 | 7,189,000 | 12,189,000 | - | | 12,189,000 | - | | (12,189,000) | - % | - % |
| Total sources of capital funds | 94,284,000 | 9,046,000 | 103,330,000 | - | | 103,330,000 | 84,675,855 | | (18,654,145) | 82 % | 90 % |





MSUKALIGWA LOCAL MUNICIPALITY

(Registration number MP302)

Annual Financial Statements for the year ended June 30, 2019

Appropriation Statement

Figures in Rand

| | Original budget | Budget adjustments (i.t.o. s28 and s31 of the MFMA) | Final adjustments budget | Shifting of funds (i.t.o. s31 of the MFMA) | Virement (i.t.o. council approved policy) | Final budget | Actual outcome | Unauthorised expenditure | Variance | Actual outcome as % of final budget | Actual outcome as % of original budget |
|--|-----------------|---|--------------------------|--|---|--------------|----------------|--------------------------|--------------|-------------------------------------|--|
| Cash flows | | | | | | | | | | | |
| Net cash from (used) operating | (30,216,000) | 116,954,000 | 86,738,000 | - | | 86,738,000 | 161,678,171 | | 74,940,171 | 186 % | (535)% |
| Net cash from (used) investing | (74,284,000) | (12,908,000) | (87,192,000) | - | | (87,192,000) | (139,586,727) | | (52,394,727) | 160 % | 188 % |
| Net cash from (used) financing | 324,000 | (324,000) | - | - | | - | - | | - | DIV/0 % | - % |
| Net increase/(decrease) in cash and cash equivalents | (104,176,000) | 103,722,000 | (454,000) | - | | (454,000) | 22,091,444 | | 22,545,444 | (4,866)% | (21)% |
| Cash and cash equivalents at the beginning of the year | - | - | - | - | | - | 2,442,488 | | 2,442,488 | DIV/0 % | DIV/0 % |
| Cash and cash equivalents at year end | (104,176,000) | 103,722,000 | (454,000) | - | | (454,000) | 24,533,932 | | (24,987,932) | (5,404)% | (24)% |

MSUKALIGWA LOCAL MUNICIPALITY

(Registration number MP302)

Annual Financial Statements for the year ended June 30, 2019

Accounting Policies

1. Presentation of Annual Financial Statements

The annual financial statements have been prepared in accordance with the Standards of Generally Recognised Accounting Practice (GRAP), issued by the Accounting Standards Board in accordance with Section 122(3) of the Municipal Finance Management Act (Act 56 of 2003).

These annual financial statements have been prepared on an accrual basis of accounting and are in accordance with historical cost convention as the basis of measurement, unless specified otherwise. They are presented in South African Rand.

In the absence of an issued and effective Standard of GRAP, accounting policies for material transactions, events or conditions were developed in accordance with paragraphs 8, 10 and 11 of GRAP 3 as read with Directive 5.

Assets, liabilities, revenues and expenses were not offset, except where offsetting is either required or permitted by a Standard of GRAP.

A summary of the significant accounting policies, which have been consistently applied in the preparation of these annual financial statements, are disclosed below.

1.1 Presentation currency

These annual financial statements are presented in South African Rand, which is the functional currency of the municipality.

1.2 Going concern assumption

These annual financial statements have been prepared based on the expectation that the municipality will continue to operate as a going concern for at least the next 12 months.

1.3 Significant judgements and sources of estimation uncertainty

In preparing the annual financial statements, management is required to make estimates and assumptions that affect the amounts represented in the annual financial statements and related disclosures. Use of available information and the application of judgement is inherent in the formation of estimates. Actual results in the future could differ from these estimates which may be material to the annual financial statements. Significant judgements include:

Trade receivables / Held to maturity investments and/or loans and receivables

The municipality assesses its trade receivables, held to maturity investments and loans and receivables for impairment at the end of each reporting period. In determining whether an impairment loss should be recorded in surplus or deficit, the surplus makes judgements as to whether there is observable data indicating a measurable decrease in the estimated future cash flows from a financial asset.

The impairment for trade receivables, held to maturity investments and loans and receivables is calculated on a portfolio basis, based on historical loss ratios, adjusted for national and industry-specific economic conditions and other indicators present at the reporting date that correlate with defaults on the portfolio. These annual loss ratios are applied to loan balances in the portfolio and scaled to the estimated loss emergence period.

Fair value estimation

The fair value of financial instruments traded in active markets (such as trading and available-for-sale securities) is based on quoted market prices at the end of the reporting period. The quoted market price used for financial assets held by the municipality is the current bid price.

The carrying value less impairment provision of trade receivables and payables are assumed to approximate their fair values. The fair value of financial liabilities for disclosure purposes is estimated by discounting the future contractual cash flows at the current market interest rate that is available to the municipality for similar financial instruments.

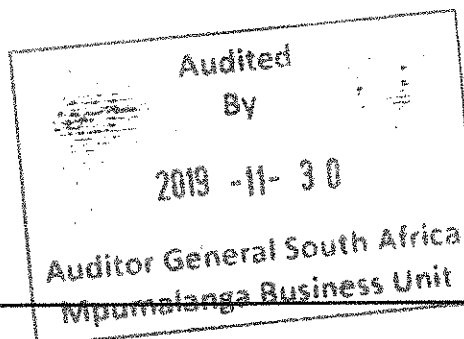
| | |
|--|----|
| Audited By 2019 -11- 30 | NT |
| Auditor General South Africa Mpumalanga Business Unit | |

MSUKALIGWA LOCAL MUNICIPALITY

(Registration number MP302)

Annual Financial Statements for the year ended June 30, 2019

Accounting Policies



1.3 Significant judgements and sources of estimation uncertainty (continued)

Impairment testing

The recoverable amounts of cash-generating units and individual assets have been determined based on the higher of value-in-use calculations and fair values less costs to sell. These calculations require the use of estimates and assumptions. It is reasonably possible that the assumption may change which may then impact our estimations and may then require a material adjustment to the carrying value of goodwill and tangible assets.

The municipality reviews and tests the carrying value of assets when events or changes in circumstances suggest that the carrying amount may not be recoverable. In addition, goodwill is tested on an annual basis for impairment. Assets are grouped at the lowest level for which identifiable cash flows are largely independent of cash flows of other assets and liabilities. If there are indications that impairment may have occurred, estimates are prepared of expected future cash flows for each group of assets. Expected future cash flows used to determine the value in use of goodwill and tangible assets are inherently uncertain and could materially change over time. They are significantly affected by a number of factors, together with economic factors.

Provisions

Provisions were raised and management determined an estimate based on the information available. Additional disclosure of these estimates of provisions are included in note 14 - Provisions.

Useful lives of property, plant and equipment

The municipality's management determines the estimated useful lives and related depreciation charges for plant and equipment. This estimate is based on industry norm. Management will increase the depreciation charge where useful lives are less than previously estimated useful lives.

Post retirement benefits

The present value of the post retirement obligation depends on a number of factors that are determined on an actuarial basis using a number of assumptions. The assumptions used in determining the net cost (income) include the discount rate. Any changes in these assumptions will impact on the carrying amount of post retirement obligations.

The municipality determines the appropriate discount rate at the end of each year. This is the interest rate that should be used to determine the present value of estimated future cash outflows expected to be required to settle the pension obligations. In determining the appropriate discount rate, the municipality considers the interest rates of high-quality corporate bonds that are denominated in the currency in which the benefits will be paid, and that have terms to maturity approximating the terms of the related pension liability.

Other key assumptions for pension obligations are based on current market conditions. Additional information is disclosed in Note 6.

Effective interest rate

The municipality used the prime interest rate to discount future cash flows.

Allowance for doubtful debts

On debtors an impairment loss is recognised in surplus and deficit when there is objective evidence that it is impaired. The impairment is measured as the difference between the debtors carrying amount and the present value of estimated future cash flows discounted at the effective interest rate, computed at initial recognition.

Offsetting

All assets and liabilities been grossed up (i.e. not offset against each other), except where offsetting is required or permitted by a Standard of GRAP or where offsetting reflects the substance of the transaction or other event,

MSUKALIGWA LOCAL MUNICIPALITY

(Registration number MP302)

Annual Financial Statements for the year ended June 30, 2019

Accounting Policies

1.4 Investment property

Investment property is property (land or a building - or part of a building - or both) held to earn rentals or for capital appreciation or both, rather than for:

- use in the production or supply of goods or services or for
- administrative purposes, or
- sale in the ordinary course of operations.

Owner-occupied property is property held for use in the production or supply of goods or services or for administrative purposes.

Investment property is recognised as an asset when, it is probable that the future economic benefits or service potential that are associated with the investment property will flow to the municipality, and the cost or fair value of the investment property can be measured reliably.

Investment property is initially recognised at cost. Transaction costs are included in the initial measurement.

Where investment property is acquired through a non-exchange transaction, its cost is its fair value as at the date of acquisition.

Costs include costs incurred initially and costs incurred subsequently to add to, or to replace a part of, or service a property. If a replacement part is recognised in the carrying amount of the investment property, the carrying amount of the replaced part is derecognised.

Fair value

Subsequent to initial measurement investment property is measured at fair value.

The fair value of investment property reflects market conditions at the reporting date.

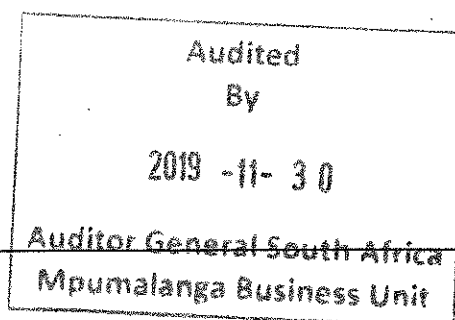
A gain or loss arising from a change in fair value is included in net surplus or deficit for the period in which it arises.

If the entity determines that the fair value of an investment property under construction is not reliably determinable but expects the fair value of the property to be reliably measurable when construction is complete, it measures that investment property under construction at cost until either its fair value becomes reliably determinable or construction is completed (whichever is earlier). If the entity determines that the fair value of an investment property (other than an investment property under construction) is not reliably determinable on a continuing basis, the entity measures that investment property using the cost model (as per the accounting policy on Property, plant and equipment). The residual value of the investment property is then assumed to be zero. The entity applies the cost model (as per the accounting policy on Property, plant and equipment) until disposal of the investment property.

Once the entity becomes able to measure reliably the fair value of an investment property under construction that has previously been measured at cost, it measures that property at its fair value. Once construction of that property is complete, it is presumed that fair value can be measured reliably. If this is not the case, the property is accounted for using the cost model in accordance with the accounting policy on Property, plant and equipment.

Gains or losses arising from the retirement or disposal of investment property is the difference between the net disposal proceeds and the carrying amount of the asset and is recognised in surplus or deficit in the period of retirement or disposal.

Compensation from third parties for investment property that was impaired, lost or given up is recognised in surplus or deficit when the compensation becomes receivable.




MSUKALIGWA LOCAL MUNICIPALITY

(Registration number MP302)

Annual Financial Statements for the year ended June 30, 2019

Accounting Policies



1.5 Property, plant and equipment

Property, plant and equipment are tangible non-current assets (including infrastructure assets) that are held for use in the production or supply of goods or services, rental to others, or for administrative purposes, and are expected to be used during more than one period.

The cost of an item of property, plant and equipment is recognised as an asset when:

- it is probable that future economic benefits or service potential associated with the item will flow to the municipality; and
- the cost of the item can be measured reliably.

Property, plant and equipment is initially measured at cost.

The cost of an item of property, plant and equipment is the purchase price and other costs attributable to bring the asset to the location and condition necessary for it to be capable of operating in the manner intended by management. Trade discounts and rebates are deducted in arriving at the cost.

Where an asset is acquired through a non-exchange transaction, its cost is its fair value as at date of acquisition.

Where an item of property, plant and equipment is acquired in exchange for a non-monetary asset or monetary assets, or a combination of monetary and non-monetary assets, the asset acquired is initially measured at fair value (the cost). If the acquired item's fair value was not determinable, its deemed cost is the carrying amount of the asset(s) given up.

When significant components of an item of property, plant and equipment have different useful lives, they are accounted for as separate items (major components) of property, plant and equipment.

Costs include costs incurred initially to acquire or construct an item of property, plant and equipment and costs incurred subsequently to add to, replace part of, or service it. If a replacement cost is recognised in the carrying amount of an item of property, plant and equipment, the carrying amount of the replaced part is derecognised.

The initial estimate of the costs of dismantling and removing the item and restoring the site on which it is located is also included in the cost of property, plant and equipment, where the entity is obligated to incur such expenditure, and where the obligation arises as a result of acquiring the asset or using it for purposes other than the production of inventories.

Recognition of costs in the carrying amount of an item of property, plant and equipment ceases when the item is in the location and condition necessary for it to be capable of operating in the manner intended by management.

Items such as spare parts, standby equipment and servicing equipment are recognised when they meet the definition of property, plant and equipment.

Major inspection costs which are a condition of continuing use of an item of property, plant and equipment and which meet the recognition criteria above are included as a replacement in the cost of the item of property, plant and equipment. Any remaining inspection costs from the previous inspection are derecognised.

Property, plant and equipment is carried at cost less accumulated depreciation and any impairment losses.

Property, plant and equipment are depreciated on the straight line basis over their expected useful lives to their estimated residual value.

MSUKALIGWA LOCAL MUNICIPALITY

(Registration number MP302)

Annual Financial Statements for the year ended June 30, 2019

Accounting Policies

1.5 Property, plant and equipment (continued)

The useful lives of items of property, plant and equipment have been assessed as follows:

| Item | Depreciation method | Average useful life |
|---------------------------------------|---------------------|---------------------|
| Land | Straight line | Not depreciated |
| Buildings | Straight line | 25 - 50 Years |
| Land - Quarry | Straight line | Per expert report |
| Plant and machinery | Straight line | 4 - 15 Years |
| Furniture and fixtures | Straight line | 4 - 15 Years |
| Motor vehicles | Straight line | 5 - 15 Years |
| IT equipment | Straight line | 2 - 5 Years |
| Infrastructure - Mechanical equipment | Straight line | 10 - 20 Years |
| Civil structures | Straight line | 15 - 50 Years |
| Electricity - Distribution cables | Straight line | 40 - 50 Years |
| Electricity - Equipment | Straight line | 15 - 45 Years |
| Electricity - Public lighting | Straight line | 30 - 40 years |
| External facilities | Straight line | 7 - 30 Years |
| Roads - Bridges | Straight line | 30 - 80 Years |
| Roads - Furniture | Straight line | 8 - 80 Years |
| Roads - S structure | Straight line | 10 - 50 Years |
| Roads - Traffic Management | Straight line | 10 - 15 Years |
| Sewerage - Pipe line | Straight line | 40 - 50 Years |
| Sewerage - Pump station | Straight line | 10 - 55 Years |
| Sports and playground | Straight line | 10 - 40 Years |
| Stormwater - Drainage construction | Straight line | 50 - 70 Years |
| Stormwater - Drainage unlined | Straight line | 10 - 15 Years |
| Water - Dams and resevoirs | Straight line | 50 - 80 Years |
| Water - Other | Straight line | 15 - 20 Years |
| Water - Pipes and grid | Straight line | 50 - 90 Years |
| Water - Pumps and tanks | Straight line | 15 - 20 Years |
| Intangible assets - Computer software | Straight line | 3 - 5 Years |
| Intangible assets - Rights | Straight line | Not depreciated |
| Intangible assets - Systems | Straight line | Not capitalised |
| Investment property | Straight line | Not depreciated |
| Heritage | Straight line | Not depreciated |

The residual value, and the useful life and depreciation method of each asset are reviewed at the end of each reporting date. If the expectations differ from previous estimates, the change is accounted for as a change in accounting estimate.

Reviewing the useful life of an asset on an annual basis does not require the entity to amend the previous estimate unless expectations differ from the previous estimate.

Each part of an item of property, plant and equipment with a cost that is significant in relation to the total cost of the item is depreciated separately.

The gain or loss arising from the derecognition of an item of property, plant and equipment is included in surplus or deficit when the item is derecognised. The gain or loss arising from the derecognition of an item of property, plant and equipment is determined as the difference between the net disposal proceeds, if any, and the carrying amount of the item.

Assets which the municipality holds for rentals to others and subsequently routinely sell as part of the ordinary course of activities, are transferred to inventories when the rentals end and the assets are available-for-sale. Proceeds from sales of these assets are recognised as revenue. All cash flows on these assets are included in cash flows from operating activities in the cash flow statement.

| |
|--|
| Audited By 2019 -11- 30 |
| Auditor General South Africa Mpumalanga Business Un |


N-T.

MSUKALIGWA LOCAL MUNICIPALITY

(Registration number MP302)

Annual Financial Statements for the year ended June 30, 2019

Accounting Policies



1.6 Heritage assets

Assets are resources controlled by an municipality as a result of past events and from which future economic benefits or service potential are expected to flow to the municipality.

Carrying amount is the amount at which an asset is recognised after deducting accumulated impairment losses.

Class of heritage assets means a grouping of heritage assets of a similar nature or function in an municipality's operations that is shown as a single item for the purpose of disclosure in the annual financial statements.

Cost is the amount of cash or cash equivalents paid or the fair value of the other consideration given to acquire an asset at the time of its acquisition or construction or, where applicable, the amount attributed to that asset when initially recognised in accordance with the specific requirements of other Standards of GRAP.

Depreciation is the systematic allocation of the depreciable amount of an asset over its useful life.

Fair value is the amount for which an asset could be exchanged, or a liability settled, between knowledgeable, willing parties in an arm's length transaction.

Heritage assets are assets that have a cultural, environmental, historical, natural, scientific, technological or artistic significance and are held indefinitely for the benefit of present and future generations.

An impairment loss of a cash-generating asset is the amount by which the carrying amount of an asset exceeds its recoverable amount.

An impairment loss of a non-cash-generating asset is the amount by which the carrying amount of an asset exceeds its recoverable service amount.

An inalienable item is an asset that an municipality is required by law or otherwise to retain indefinitely and cannot be disposed of without consent.

Recoverable amount is the higher of a cash-generating asset's net selling price and its value in use.

Recoverable service amount is the higher of a non-cash-generating asset's fair value less costs to sell and its value in use.

Value in use of a cash-generating asset is the present value of the future cash flows expected to be derived from an asset or cash-generating unit.

Value in use of a non-cash-generating asset is the present value of the asset's remaining service potential.

MSUKALIGWA LOCAL MUNICIPALITY

(Registration number MP302)

Annual Financial Statements for the year ended June 30, 2019

Accounting Policies

Audited

By

2019 -11- 30

N.T.

Auditor General South Africa
Mpumalanga Business Unit

1.7 Financial instruments

A financial instrument is any contract that gives rise to a financial asset of one Municipality and a financial liability or a residual interest of another Municipality.

The amortised cost of a financial asset or financial liability is the amount at which the financial asset or financial liability is measured at initial recognition minus principal repayments, plus or minus the cumulative amortisation using the effective interest method of any difference between that initial amount and the maturity amount, and minus any reduction (directly or through the use of an allowance account) for impairment or uncollectibility.

Credit risk is the risk that one party to a financial instrument will cause a financial loss for the other party by failing to discharge an obligation.

Currency risk is the risk that the fair value or future cash flows of a financial instrument will fluctuate because of changes in foreign exchange rates.

Derecognition is the removal of a previously recognised financial asset or financial liability from an Municipality's statement of financial position.

A derivative is a financial instrument or other contract with all three of the following characteristics:

- Its value changes in response to the change in a specified interest rate, financial instrument price, commodity price, foreign exchange rate, index of prices or rates, credit rating or credit index, or other variable, provided in the case of a non-financial variable that the variable is not specific to a party to the contract (sometimes called the 'underlying').
- It requires no initial net investment or an initial net investment that is smaller than would be required for other types of contracts that would be expected to have a similar response to changes in market factors.
- It is settled at a future date.

The effective interest method is a method of calculating the amortised cost of a financial asset or a financial liability (or group of financial assets or financial liabilities) and of allocating the interest income or interest expense over the relevant period. The effective interest rate is the rate that exactly discounts estimated future cash payments or receipts through the expected life of the financial instrument or, when appropriate, a shorter period to the net carrying amount of the financial asset or financial liability. When calculating the effective interest rate, an Municipality shall estimate cash flows considering all contractual terms of the financial instrument (for example, prepayment, call and similar options) but shall not consider future credit losses. The calculation includes all fees and points paid or received between parties to the contract that are an integral part of the effective interest rate (see the Standard of GRAP on Revenue from Exchange Transactions), transaction costs, and all other premiums or discounts. There is a presumption that the cash flows and the expected life of a group of similar financial instruments can be estimated reliably. However, in those rare cases when it is not possible to reliably estimate the cash flows or the expected life of a financial instrument (or group of financial instruments), the Municipality shall use the contractual cash flows over the full contractual term of the financial instrument (or group of financial instruments).

Fair value is the amount for which an asset could be exchanged, or a liability settled, between knowledgeable willing parties in an arm's length transaction.

A financial asset is:

- cash;
- a residual interest of another Municipality; or
- a contractual right to:
 - receive cash or another financial asset from another Municipality; or
 - exchange financial assets or financial liabilities with another Municipality under conditions that are potentially favourable to the Municipality.

A financial guarantee contract is a contract that requires the issuer to make specified payments to reimburse the holder for a loss it incurs because a specified debtor fails to make payment when due in accordance with the original or modified terms of a debt instrument.

A financial liability is any liability that is a contractual obligation to:

- deliver cash or another financial asset to another Municipality; or
- exchange financial assets or financial liabilities under conditions that are potentially unfavourable to the Municipality.


Interest rate risk is the risk that the fair value or future cash flows of a financial instrument will fluctuate because of changes in market interest rates.

MSUKALIGWA LOCAL MUNICIPALITY

(Registration number MP302)

Annual Financial Statements for the year ended June 30, 2019

Accounting Policies



1.7 Financial instruments (continued)

Liquidity risk is the risk encountered by an Municipality in the event of difficulty in meeting obligations associated with financial liabilities that are settled by delivering cash or another financial asset.

Loan commitment is a firm commitment to provide credit under pre-specified terms and conditions.

Loans payable are financial liabilities, other than short-term payables on normal credit terms.

Market risk is the risk that the fair value or future cash flows of a financial instrument will fluctuate because of changes in market prices. Market risk comprises three types of risk: currency risk, interest rate risk and other price risk.

Other price risk is the risk that the fair value or future cash flows of a financial instrument will fluctuate because of changes in market prices (other than those arising from interest rate risk or currency risk), whether those changes are caused by factors specific to the individual financial instrument or its issuer, or factors affecting all similar financial instruments traded in the market.

A financial asset is past due when a counterparty has failed to make a payment when contractually due.

A residual interest is any contract that manifests an interest in the assets of an Municipality after deducting all of its liabilities. A residual interest includes contributions from owners, which may be shown as:

- equity instruments or similar forms of unitised capital;
- a formal designation of a transfer of resources (or a class of such transfers) by the parties to the transaction as forming part of an Municipality's net assets, either before the contribution occurs or at the time of the contribution; or
- a formal agreement, in relation to the contribution, establishing or increasing an existing financial interest in the net assets of an Municipality.

Transaction costs are incremental costs that are directly attributable to the acquisition, issue or disposal of a financial asset or financial liability. An incremental cost is one that would not have been incurred if the Municipality had not acquired, issued or disposed of the financial instrument.

Financial instruments at amortised cost are non-derivative financial assets or non-derivative financial liabilities that have fixed or determinable payments, excluding those instruments that:

- the municipality designates at fair value at initial recognition; or
- are held for trading.

Financial instruments at cost are investments in residual interests that do not have a quoted market price in an active market, and whose fair value cannot be reliably measured.

Financial instruments at fair value comprise financial assets or financial liabilities that are:

- derivatives;
- combined instruments that are designated at fair value;
- instruments held for trading. A financial instrument is held for trading if:
 - it is acquired or incurred principally for the purpose of selling or repurchasing it in the near-term; or
 - on initial recognition it is part of a portfolio of identified financial instruments that are managed together and for which there is evidence of a recent actual pattern of short term profit-taking;
 - non-derivative financial assets or financial liabilities with fixed or determinable payments that are designated at fair value at initial recognition; and
 - financial instruments that do not meet the definition of financial instruments at amortised cost or financial instruments at cost.

MSUKALIGWA LOCAL MUNICIPALITY

(Registration number MP302)

Annual Financial Statements for the year ended June 30, 2019

Accounting Policies

1.7 Financial instruments (continued)

Classification

The Municipality has the following types of financial assets (classes and category) as reflected on the face of the statement of financial position or in the notes thereto:

| Class | Category |
|--|--|
| Trade receivables from exchange transactions | Financial asset measured at amortised cost |
| Financial assets measured at amortised cost | Financial asset measured at amortised cost |
| Trade receivables from non exchange transactions | Financial asset measured at amortised cost |
| Investments | Financial asset measured at amortised cost |
| Cash and cash equivalents | Financial asset measured at fair value |

The Municipality has the following types of financial liabilities (classes and category) as reflected on the face of the statement of financial position or in the notes thereto:

| Class | Category |
|-------------------------------------|--|
| Payables from exchange transactions | Financial liability measured at amortised cost |
| Consumer deposits | Financial liability measured at amortised cost |
| Vat Payable | Financial liability measured at amortised cost |
| Unspent conditional grants | Financial liability measured at amortised cost |
| Employee benefit provisions | Financial liability measured at amortised cost |
| Provisions | Financial liability measured at fair value |

Initial recognition


The Municipality recognises a financial asset or a financial liability in its statement of financial position when the Municipality becomes a party to the contractual provisions of the instrument.

The Municipality recognises financial assets using trade date accounting.

Initial measurement of financial assets and financial liabilities

The Municipality measures a financial asset and financial liability initially at its fair value plus transaction costs that are directly attributable to the acquisition or issue of the financial asset or financial liability.

The Municipality measures a financial asset and financial liability initially at its fair value.




MSUKALIGWA LOCAL MUNICIPALITY

(Registration number MP302)

Annual Financial Statements for the year ended June 30, 2019

Accounting Policies



1.7 Financial instruments (continued)

Subsequent measurement of financial assets and financial liabilities

The Municipality measures all financial assets and financial liabilities after initial recognition using the following categories:

- Financial instruments at fair value.
- Financial instruments at amortised cost.
- Financial instruments at cost.

All financial assets measured at amortised cost, or cost, are subject to an impairment review.

Fair value measurement considerations

The best evidence of fair value is quoted prices in an active market. If the market for a financial instrument is not active, the Municipality establishes fair value by using a valuation technique. The objective of using a valuation technique is to establish what the transaction price would have been on the measurement date in an arm's length exchange motivated by normal operating considerations. Valuation techniques include using recent arm's length market transactions between knowledgeable, willing parties, if available, reference to the current fair value of another instrument that is substantially the same, discounted cash flow analysis and option pricing models. If there is a valuation technique commonly used by market participants to price the instrument and that technique has been demonstrated to provide reliable estimates of prices obtained in actual market transactions, the entity uses that technique. The chosen valuation technique makes maximum use of market inputs and relies as little as possible on entity-specific inputs. It incorporates all factors that market participants would consider in setting a price and is consistent with accepted economic methodologies for pricing financial instruments. Periodically, an municipality calibrates the valuation technique and tests it for validity using prices from any observable current market transactions in the same instrument (i.e. without modification or repackaging) or based on any available observable market data.

The fair value of a financial liability with a demand feature (e.g. a demand deposit) is not less than the amount payable on demand, discounted from the first date that the amount could be required to be paid.

Reclassification

The Municipality does not reclassify a financial instrument while it is issued or held unless it is:

- combined instrument that is required to be measured at fair value; or
- an investment in a residual interest that meets the requirements for reclassification.

If fair value can no longer be measured reliably for an investment in a residual interest measured at fair value, the Municipality reclassifies the investment from fair value to cost. The carrying amount at the date that fair value is no longer available becomes the cost.

If a reliable measure becomes available for an investment in a residual interest for which a measure was previously not available, and the instrument would have been required to be measured at fair value, the entity reclassifies the instrument from cost to fair value.

Gains and losses

A gain or loss arising from a change in the fair value of a financial asset or financial liability measured at fair value is recognised in surplus or deficit.

For financial assets and financial liabilities measured at amortised cost or cost, a gain or loss is recognised in surplus or deficit when the financial asset or financial liability is derecognised or impaired, or through the amortisation process.

Impairment and uncollectibility of financial assets

Financial assets measured at amortised cost:

If there is objective evidence that an impairment loss on financial assets measured at amortised cost has been incurred, the amount of the loss is measured as the difference between the asset's carrying amount and the present value of estimated future cash flows (excluding future credit losses that have not been incurred) discounted at the financial asset's original effective interest rate. The carrying amount of the asset is reduced directly OR through the use of an allowance account. The amount of the loss is recognised in surplus or deficit.

MSUKALIGWA LOCAL MUNICIPALITY

(Registration number MP302)

Annual Financial Statements for the year ended June 30, 2019


Accounting Policies

1.7 Financial Instruments (continued)

If, in a subsequent period, the amount of the impairment loss decreases and the decrease can be related objectively to an event occurring after the impairment was recognised, the previously recognised impairment loss is reversed directly OR by adjusting an allowance account. The reversal does not result in a carrying amount of the financial asset that exceeds what the amortised cost would have been had the impairment not been recognised at the date the impairment is reversed. The amount of the reversal is recognised in surplus or deficit.

Financial assets measured at cost:

If there is objective evidence that an impairment loss has been incurred on an investment in a residual interest that is not measured at fair value because its fair value cannot be measured reliably, the amount of the impairment loss is measured as the difference between the carrying amount of the financial asset and the present value of estimated future cash flows discounted at the current market rate of return for a similar financial asset. Such impairment losses are not reversed.




MSUKALIGWA LOCAL MUNICIPALITY

(Registration number MP302)

Annual Financial Statements for the year ended June 30, 2019

Accounting Policies



1.7 Financial Instruments (continued)

Derecognition

Financial assets

The Municipality derecognises financial assets using trade date accounting.

The Municipality derecognises a financial asset only when:

- the contractual rights to the cash flows from the financial asset expire, are settled or waived;
- the Municipality transfers to another party substantially all of the risks and rewards of ownership of the financial asset; or
- the Municipality, despite having retained some significant risks and rewards of ownership of the financial asset, has transferred control of the asset to another party and the other party has the practical ability to sell the asset in its entirety to an unrelated third party, and is able to exercise that ability unilaterally and without needing to impose additional restrictions on the transfer. In this case, the Municipality:
 - derecognise the asset; and
 - recognise separately any rights and obligations created or retained in the transfer.

The carrying amounts of the transferred asset are allocated between the rights or obligations retained and those transferred on the basis of their relative fair values at the transfer date. Newly created rights and obligations are measured at their fair values at that date. Any difference between the consideration received and the amounts recognised and derecognised is recognised in surplus or deficit in the period of the transfer.

If the Municipality transfers a financial asset in a transfer that qualifies for derecognition in its entirety and retains the right to service the financial asset for a fee, it recognise either a servicing asset or a servicing liability for that servicing contract. If the fee to be received is not expected to compensate the entity adequately for performing the servicing, a servicing liability for the servicing obligation is recognised at its fair value. If the fee to be received is expected to be more than adequate compensation for the servicing, a servicing asset is recognised for the servicing right at an amount determined on the basis of an allocation of the carrying amount of the larger financial asset.

If, as a result of a transfer, a financial asset is derecognised in its entirety but the transfer results in the entity obtaining a new financial asset or assuming a new financial liability, or a servicing liability, the entity recognise the new financial asset, financial liability or servicing liability at fair value.

On derecognition of a financial asset in its entirety, the difference between the carrying amount and the sum of the consideration received is recognised in surplus or deficit.

If the transferred asset is part of a larger financial asset and the part transferred qualifies for derecognition in its entirety, the previous carrying amount of the larger financial asset is allocated between the part that continues to be recognised and the part that is derecognised, based on the relative fair values of those parts, on the date of the transfer. For this purpose, a retained servicing asset is treated as a part that continues to be recognised. The difference between the carrying amount allocated to the part derecognised and the sum of the consideration received for the part derecognised is recognised in surplus or deficit.

If a transfer does not result in derecognition because the Municipality has retained substantially all the risks and rewards of ownership of the transferred asset, the Municipality continue to recognise the transferred asset in its entirety and recognise a financial liability for the consideration received. In subsequent periods, the Municipality recognises any revenue on the transferred asset and any expense incurred on the financial liability. Neither the asset, and the associated liability nor the revenue, and the associated expenses are offset.

Financial liabilities

The Municipality removes a financial liability (or a part of a financial liability) from its statement of financial position when it is extinguished — i.e. when the obligation specified in the contract is discharged, cancelled, expires or waived.


An exchange between an existing borrower and lender of debt instruments with substantially different terms is accounted for as having extinguished the original financial liability and a new financial liability is recognised. Similarly, a substantial modification of the terms of an existing financial liability or a part of it is accounted for as having extinguished the original financial liability and having recognised a new financial liability.

MSUKALIGWA LOCAL MUNICIPALITY

(Registration number MP302)

Annual Financial Statements for the year ended June 30, 2019

Accounting Policies



1.7 Financial instruments (continued)

The difference between the carrying amount of a financial liability (or part of a financial liability) extinguished or transferred to another party and the consideration paid, including any non-cash assets transferred or liabilities assumed, is recognised in surplus or deficit. Any liabilities that are waived, forgiven or assumed by another entity by way of a non-exchange transaction are accounted for in accordance with the Standard of GRAP on Revenue from Non-exchange Transactions (Taxes and Transfers).

Presentation

Interest relating to a financial instrument or a component that is a financial liability is recognised as revenue or expense in surplus or deficit.

Losses and gains relating to a financial instrument or a component that is a financial liability is recognised as revenue or expense in surplus or deficit.

A financial asset and a financial liability are only offset and the net amount presented in the statement of financial position when the Municipality currently has a legally enforceable right to set off the recognised amounts and intends either to settle on a net basis, or to realise the asset and settle the liability simultaneously.

In accounting for a transfer of a financial asset that does not qualify for derecognition, the Municipality does not offset the transferred asset and the associated liability.

1.8 Statutory receivables

Identification

Statutory receivables are receivables that arise from legislation, supporting regulations, or similar means, and require settlement by another entity in cash or another financial asset.

Carrying amount is the amount at which an asset is recognised in the statement of financial position.

The cost method is the method used to account for statutory receivables that requires such receivables to be measured at their transaction amount, plus any accrued interest or other charges (where applicable) and, less any accumulated impairment losses and any amounts derecognised.

Nominal interest rate is the interest rate and/or basis specified in legislation, supporting regulations or similar means.

The transaction amount (for purposes of this Standard) for a statutory receivable means the amount specified in, or calculated, levied or charged in accordance with, legislation, supporting regulations, or similar means.

Recognition

The municipality recognises statutory receivables as follows:

- if the transaction is an exchange transaction, using the policy on Revenue from exchange transactions;
- if the transaction is a non-exchange transaction, using the policy on Revenue from non-exchange transactions (Taxes and transfers); or
- if the transaction is not within the scope of the policies listed in the above or another Standard of GRAP, the receivable is recognised when the definition of an asset is met and, when it is probable that the future economic benefits or service potential associated with the asset will flow to the entity and the transaction amount can be measured reliably.

Initial measurement

The municipality initially measures statutory receivables at their transaction amount.

Subsequent measurement

The municipality measures statutory receivables after initial recognition using the cost method. Under the cost method, the initial measurement of the receivable is changed subsequent to initial recognition to reflect any:


- interest or other charges that may have accrued on the receivable (where applicable);
- impairment losses; and

MSUKALIGWA LOCAL MUNICIPALITY

(Registration number MP302)

Annual Financial Statements for the year ended June 30, 2019

Accounting Policies



1.8 Statutory receivables (continued)

- amounts derecognised.

Accrued interest

Where the municipality levies interest on the outstanding balance of statutory receivables, it adjusts the transaction amount after initial recognition to reflect any accrued interest. Accrued interest is calculated using the nominal interest rate.

Interest on statutory receivables is recognised as revenue in accordance with the policy on Revenue from exchange transactions or the policy on Revenue from non-exchange transactions (Taxes and transfers), whichever is applicable.

Other charges

Where the municipality is required or entitled in terms of legislation, supporting regulations, by-laws or similar means to levy additional charges on overdue or unpaid amounts, and such charges are levied, the entity applies the principles as stated in "Accrued interest" above, as well as the relevant policy on Revenue from exchange transactions or the policy on Revenue from non-exchange transactions (Taxes and transfers).

Impairment losses

The municipality assesses at each reporting date whether there is any indication that a statutory receivable, or a group of statutory receivables, may be impaired.

In assessing whether there is any indication that a statutory receivable, or group of statutory receivables, may be impaired, the municipality considers, as a minimum, the following indicators:

- Significant financial difficulty of the debtor, which may be evidenced by an application for debt counselling, business rescue or an equivalent.
- It is probable that the debtor will enter sequestration, liquidation or other financial re-organisation.
- A breach of the terms of the transaction, such as default or delinquency in principal or interest payments (where levied).
- Adverse changes in international, national or local economic conditions, such as a decline in growth, an increase in debt levels and unemployment, or changes in migration rates and patterns.

If there is an indication that a statutory receivable, or a group of statutory receivables, may be impaired, the municipality measures the impairment loss as the difference between the estimated future cash flows and the carrying amount. Where the carrying amount is higher than the estimated future cash flows, the carrying amount of the statutory receivable, or group of statutory receivables, is reduced, either directly or through the use of an allowance account. The amount of the losses are recognised in surplus or deficit.

In estimating the future cash flows, an municipality considers both the amount and timing of the cash flows that it will receive in future. Consequently, where the effect of the time value of money is material, the entity discounts the estimated future cash flows using a rate that reflects the current risk free rate and, if applicable, any risks specific to the statutory receivable, or group of statutory receivables, for which the future cash flow estimates have not been adjusted.

An impairment loss recognised in prior periods for a statutory receivable is revised if there has been a change in the estimates used since the last impairment loss was recognised, or to reflect the effect of discounting the estimated cash flows.

Any previously recognised impairment loss is adjusted either directly or by adjusting the allowance account. The adjustment does not result in the carrying amount of the statutory receivable or group of statutory receivables exceeding what the carrying amount of the receivable(s) would have been had the impairment loss not been recognised at the date the impairment is revised. The amount of any adjustment is recognised in surplus or deficit.

Derecognition

The municipality derecognises a statutory receivable, or a part thereof, when:


- the rights to the cash flows from the receivable are settled, expire or are waived;
- the municipality transfers to another party substantially all of the risks and rewards of ownership of the receivable; or

MSUKALIGWA LOCAL MUNICIPALITY

(Registration number MP302)

Annual Financial Statements for the year ended June 30, 2019

Accounting Policies



1.8 Statutory receivables (continued)

- the municipality, despite having retained some significant risks and rewards of ownership of the receivable, has transferred control of the receivable to another party and the other party has the practical ability to sell the receivable in its entirety to an unrelated third party, and is able to exercise that ability unilaterally and without needing to impose additional restrictions on the transfer. In this case, the entity:
 - derecognise the receivable; and
 - recognise separately any rights and obligations created or retained in the transfer.

The carrying amounts of any statutory receivables transferred are allocated between the rights or obligations retained and those transferred on the basis of their relative fair values at the transfer date. The entity considers whether any newly created rights and obligations are within the scope of the Standard of GRAP on Financial Instruments or another Standard of GRAP. Any difference between the consideration received and the amounts derecognised and, those amounts recognised, are recognised in surplus or deficit in the period of the transfer.

1.9 Leases

A lease is classified as a finance lease if it transfers substantially all the risks and rewards incidental to ownership. A lease is classified as an operating lease if it does not transfer substantially all the risks and rewards incidental to ownership.

When a lease includes both land and buildings elements, the entity assesses the classification of each element separately.

Finance leases - lessee

Finance leases are recognised as assets and liabilities in the statement of financial position at amounts equal to the fair value of the leased property or, if lower, the present value of the minimum lease payments. The corresponding liability to the lessor is included in the statement of financial position as a finance lease obligation.

The discount rate used in calculating the present value of the minimum lease payments is the interest rate implicit in the lease.

Minimum lease payments are apportioned between the finance charge and reduction of the outstanding liability. The finance charge is allocated to each period during the lease term so as to produce a constant periodic rate of on the remaining balance of the liability.

Any contingent rents are expensed in the period in which they are incurred.

Operating leases - lessor

Operating lease revenue is recognised as revenue on a straight-line basis over the lease term.

Initial direct costs incurred in negotiating and arranging operating leases are added to the carrying amount of the leased asset and recognised as an expense over the lease term on the same basis as the lease revenue.

The aggregate cost of incentives is recognised as a reduction of rental revenue over the lease term on a straight-line basis.

The aggregate benefit of incentives is recognised as a reduction of rental expense over the lease term on a straight-line basis.

Income for leases is disclosed under revenue in statement of financial performance.

Operating leases - lessee

Operating lease payments are recognised as an expense on a straight-line basis over the lease term. The difference between the amounts recognised as an expense and the contractual payments are recognised as an operating lease asset or liability.

1.10 Inventories

Inventories are initially measured at cost except where inventories are acquired through a non-exchange transaction, then their costs are their fair value as at the date of acquisition.

Subsequently inventories are measured at the lower of cost and net realisable value.

Inventories are measured at the lower of cost and current replacement cost where they are held for;

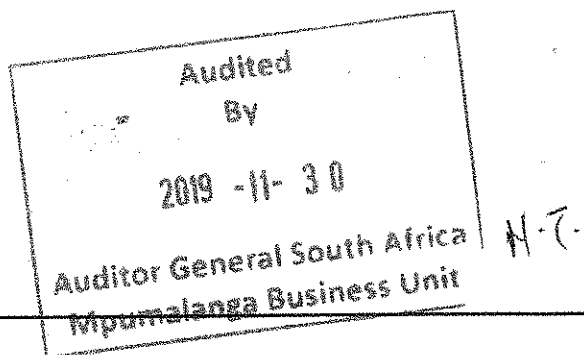
- distribution at no charge or for a nominal charge; or

MSUKALIGWA LOCAL MUNICIPALITY

(Registration number MP302)

Annual Financial Statements for the year ended June 30, 2019

Accounting Policies



1.10 Inventories (continued)

- consumption in the production process of goods to be distributed at no charge or for a nominal charge.

Net realisable value is the estimated selling price in the ordinary course of operations less the estimated costs of completion and the estimated costs necessary to make the sale, exchange or distribution.

Current replacement cost is the cost the municipality incurs to acquire the asset on the reporting date.

The cost of inventories comprises of all costs of purchase, costs of conversion and other costs incurred in bringing the inventories to their present location and condition.

The cost of inventories of items that are not ordinarily interchangeable and goods or services produced and segregated for specific projects is assigned using specific identification of the individual costs.

The cost of inventories is assigned using the weighted average cost formula. The same cost formula is used for all inventories having a similar nature and use to the municipality.

When inventories are sold, the carrying amounts of those inventories are recognised as an expense in the period in which the related revenue is recognised. If there is no related revenue, the expenses are recognised when the goods are distributed, or related services are rendered. The amount of any write-down of inventories to net realisable value or current replacement cost and all losses of inventories are recognised as an expense in the period the write-down or loss occurs. The amount of any reversal of any write-down of inventories, arising from an increase in net realisable value or current replacement cost, are recognised as a reduction in the amount of inventories recognised as an expense in the period in which the reversal occurs.

1.11 Impairment of cash-generating assets

Cash-generating assets are assets used with the objective of generating a commercial return. Commercial return means that positive cash flows are expected to be significantly higher than the cost of the asset.

Impairment is a loss in the future economic benefits or service potential of an asset, over and above the systematic recognition of the loss of the asset's future economic benefits or service potential through depreciation (amortisation).

Carrying amount is the amount at which an asset is recognised in the statement of financial position after deducting any accumulated depreciation and accumulated impairment losses thereon.

A cash-generating unit is the smallest identifiable group of assets used with the objective of generating a commercial return that generates cash inflows from continuing use that are largely independent of the cash inflows from other assets or groups of assets.

Costs of disposal are incremental costs directly attributable to the disposal of an asset, excluding finance costs and income tax expense.

Depreciation (Amortisation) is the systematic allocation of the depreciable amount of an asset over its useful life.

Fair value less costs to sell is the amount obtainable from the sale of an asset in an arm's length transaction between knowledgeable, willing parties, less the costs of disposal.

Recoverable amount of an asset or a cash-generating unit is the higher its fair value less costs to sell and its value in use.

Useful life is either:


- the period of time over which an asset is expected to be used by the municipality; or
- the number of production or similar units expected to be obtained from the asset by the municipality.

MSUKALIGWA LOCAL MUNICIPALITY

(Registration number MP302)

Annual Financial Statements for the year ended June 30, 2019

Accounting Policies



1.11 Impairment of cash-generating assets (continued)

Identification

When the carrying amount of a cash-generating asset exceeds its recoverable amount, it is impaired.

The municipality assesses at each reporting date whether there is any indication that a cash-generating asset may be impaired. If any such indication exists, the municipality estimates the recoverable amount of the asset.

Irrespective of whether there is any indication of impairment, the municipality also test a cash-generating intangible asset with an indefinite useful life or a cash-generating intangible asset not yet available for use for impairment annually by comparing its carrying amount with its recoverable amount. This impairment test is performed at the same time every year. If an intangible asset was initially recognised during the current reporting period, that intangible asset was tested for impairment before the end of the current reporting period.

Value in use

Value in use of a cash-generating asset is the present value of the estimated future cash flows expected to be derived from the continuing use of an asset and from its disposal at the end of its useful life.

When estimating the value in use of an asset, the municipality estimates the future cash inflows and outflows to be derived from continuing use of the asset and from its ultimate disposal and the municipality applies the appropriate discount rate to those future cash flows.

Basis for estimates of future cash flows

In measuring value in use the municipality:

- base cash flow projections on reasonable and supportable assumptions that represent management's best estimate of the range of economic conditions that will exist over the remaining useful life of the asset. Greater weight is given to external evidence;
- base cash flow projections on the most recent approved financial budgets/forecasts, but excludes any estimated future cash inflows or outflows expected to arise from future restructuring's or from improving or enhancing the asset's performance. Projections based on these budgets/forecasts covers a maximum period of five years, unless a longer period can be justified; and
- estimate cash flow projections beyond the period covered by the most recent budgets/forecasts by extrapolating the projections based on the budgets/forecasts using a steady or declining growth rate for subsequent years, unless an increasing rate can be justified. This growth rate does not exceed the long-term average growth rate for the products, industries, or country or countries in which the entity operates, or for the market in which the asset is used, unless a higher rate can be justified.

Composition of estimates of future cash flows

Estimates of future cash flows include:

- projections of cash inflows from the continuing use of the asset;
- projections of cash outflows that are necessarily incurred to generate the cash inflows from continuing use of the asset (including cash outflows to prepare the asset for use) and can be directly attributed, or allocated on a reasonable and consistent basis, to the asset; and
- net cash flows, if any, to be received (or paid) for the disposal of the asset at the end of its useful life.

Estimates of future cash flows exclude:

- cash inflows or outflows from financing activities; and
- income tax receipts or payments.

The estimate of net cash flows to be received (or paid) for the disposal of an asset at the end of its useful life is the amount that the municipality expects to obtain from the disposal of the asset in an arm's length transaction between knowledgeable, willing parties, after deducting the estimated costs of disposal.

Discount rate

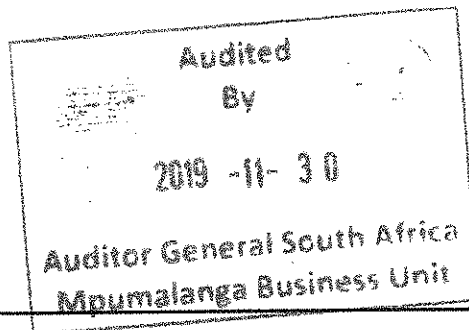
The discount rate is a pre-tax rate that reflects current market assessments of the time value of money, represented by the current risk-free rate of interest and the risks specific to the asset for which the future cash flow estimates have not been adjusted.

MSUKALIGWA LOCAL MUNICIPALITY

(Registration number MP302)

Annual Financial Statements for the year ended June 30, 2019

Accounting Policies



1.11 Impairment of cash-generating assets (continued)

Recognition and measurement (individual asset)

If the recoverable amount of a cash-generating asset is less than its carrying amount, the carrying amount of the asset is reduced to its recoverable amount. This reduction is an impairment loss.

An impairment loss is recognised immediately in surplus or deficit.

Any impairment loss of a revalued cash-generating asset is treated as a revaluation decrease.

When the amount estimated for an impairment loss is greater than the carrying amount of the cash-generating asset to which it relates, the municipality recognises a liability only to the extent that is a requirement in the Standard of GRAP.

After the recognition of an impairment loss, the depreciation (amortisation) charge for the cash-generating asset is adjusted in future periods to allocate the cash-generating asset's revised carrying amount, less its residual value (if any), on a systematic basis over its remaining useful life.

Cash-generating units

If there is any indication that an asset may be impaired, the recoverable amount is estimated for the individual asset. If it is not possible to estimate the recoverable amount of the individual asset, the municipality determines the recoverable amount of the cash-generating unit to which the asset belongs (the asset's cash-generating unit).

If an active market exists for the output produced by an asset or group of assets, that asset or group of assets is identified as a cash-generating unit, even if some or all of the output is used internally. If the cash inflows generated by any asset or cash-generating unit are affected by internal transfer pricing, the municipality use management's best estimate of future price(s) that could be achieved in arm's length transactions in estimating:

- the future cash inflows used to determine the asset's or cash-generating unit's value in use; and
- the future cash outflows used to determine the value in use of any other assets or cash-generating units that are affected by the internal transfer pricing.

Cash-generating units are identified consistently from period to period for the same asset or types of assets, unless a change is justified.

The carrying amount of a cash-generating unit is determined on a basis consistent with the way the recoverable amount of the cash-generating unit is determined.

An impairment loss is recognised for a cash-generating unit if the recoverable amount of the unit is less than the carrying amount of the unit. The impairment is allocated to reduce the carrying amount of the cash-generating assets of the unit on a pro rata basis, based on the carrying amount of each asset in the unit. These reductions in carrying amounts are treated as impairment losses on individual assets.

In allocating an impairment loss, the entity does not reduce the carrying amount of an asset below the highest of:

- its fair value less costs to sell (if determinable);
- its value in use (if determinable); and
- zero.

The amount of the impairment loss that would otherwise have been allocated to the asset is allocated pro rata to the other cash-generating assets of the unit.

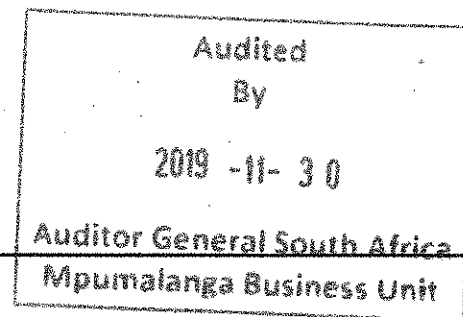
Where a non-cash-generating asset contributes to a cash-generating unit, a proportion of the carrying amount of that non-cash-generating asset is allocated to the carrying amount of the cash-generating unit prior to estimation of the recoverable amount of the cash-generating unit.

MSUKALIGWA LOCAL MUNICIPALITY

(Registration number MP302)

Annual Financial Statements for the year ended June 30, 2019

Accounting Policies



1.11 Impairment of cash-generating assets (continued)

Reversal of impairment loss

The municipality assess at each reporting date whether there is any indication that an impairment loss recognised in prior periods for a cash-generating asset may no longer exist or may have decreased. If any such indication exists, the entity estimates the recoverable amount of that asset.

An impairment loss recognised in prior periods for a cash-generating asset is reversed if there has been a change in the estimates used to determine the asset's recoverable amount since the last impairment loss was recognised. The carrying amount of the asset is increased to its recoverable amount. The increase is a reversal of an impairment loss. The increased carrying amount of an asset attributable to a reversal of an impairment loss does not exceed the carrying amount that would have been determined (net of depreciation or amortisation) had no impairment loss been recognised for the asset in prior periods.

A reversal of an impairment loss for a cash-generating asset is recognised immediately in surplus or deficit.

Any reversal of an impairment loss of a revalued cash-generating asset is treated as a revaluation increase.

After a reversal of an impairment loss is recognised, the depreciation (amortisation) charge for the cash-generating asset is adjusted in future periods to allocate the cash-generating asset's revised carrying amount, less its residual value (if any), on a systematic basis over its remaining useful life.

A reversal of an impairment loss for a cash-generating unit is allocated to the cash-generating assets of the unit pro rata with the carrying amounts of those assets. These increases in carrying amounts are treated as reversals of impairment losses for individual assets. No part of the amount of such a reversal is allocated to a non-cash-generating asset contributing service potential to a cash-generating unit.

In allocating a reversal of an impairment loss for a cash-generating unit, the carrying amount of an asset is not increased above the lower of:

- its recoverable amount (if determinable); and
- the carrying amount that would have been determined (net of amortisation or depreciation) had no impairment loss been recognised for the asset in prior periods.

The amount of the reversal of the impairment loss that would otherwise have been allocated to the asset is allocated pro rata to the other assets of the unit.

Redesignation

The redesignation of assets from a cash-generating asset to a non-cash-generating asset or from a non-cash-generating asset to a cash-generating asset only occur when there is clear evidence that such a redesignation is appropriate.

1.12 Impairment of non-cash-generating assets

Cash-generating assets are assets used with the objective of generating a commercial return. Commercial return means that positive cash flows are expected to be significantly higher than the cost of the asset.

Non-cash-generating assets are assets other than cash-generating assets.

Impairment is a loss in the future economic benefits or service potential of an asset, over and above the systematic recognition of the loss of the asset's future economic benefits or service potential through depreciation (amortisation).

Carrying amount is the amount at which an asset is recognised in the statement of financial position after deducting any accumulated depreciation and accumulated impairment losses thereon.

A cash-generating unit is the smallest identifiable group of assets managed with the objective of generating a commercial return that generates cash inflows from continuing use that are largely independent of the cash inflows from other assets or groups of assets.


Costs of disposal are incremental costs directly attributable to the disposal of an asset, excluding finance costs and income tax expense.

MSUKALIGWA LOCAL MUNICIPALITY

(Registration number MP302)

Annual Financial Statements for the year ended June 30, 2019

Accounting Policies



1.12 Impairment of non-cash-generating assets (continued)

Depreciation (Amortisation) is the systematic allocation of the depreciable amount of an asset over its useful life.

Fair value less costs to sell is the amount obtainable from the sale of an asset in an arm's length transaction between knowledgeable, willing parties, less the costs of disposal.

Recoverable service amount is the higher of a non-cash-generating asset's fair value less costs to sell and its value in use.

Useful life is either:

- the period of time over which an asset is expected to be used by the municipality; or
- the number of production or similar units expected to be obtained from the asset by the municipality.

Judgements made by management in applying the criteria to designate assets as non-cash-generating assets or cash-generating assets, are as follows:

Identification

When the carrying amount of a non-cash-generating asset exceeds its recoverable service amount, it is impaired.

The municipality assesses at each reporting date whether there is any indication that a non-cash-generating asset may be impaired. If any such indication exists, the municipality estimates the recoverable service amount of the asset.

Irrespective of whether there is any indication of impairment, the entity also test a non-cash-generating intangible asset with an indefinite useful life or a non-cash-generating intangible asset not yet available for use for impairment annually by comparing its carrying amount with its recoverable service amount. This impairment test is performed at the same time every year. If an intangible asset was initially recognised during the current reporting period, that intangible asset was tested for impairment before the end of the current reporting period.

Value in use

Value in use of non-cash-generating assets is the present value of the non-cash-generating assets remaining service potential.

The present value of the remaining service potential of a non-cash-generating assets is determined using the following approach:

Depreciated replacement cost approach

The present value of the remaining service potential of a non-cash-generating asset is determined as the depreciated replacement cost of the asset. The replacement cost of an asset is the cost to replace the asset's gross service potential. This cost is depreciated to reflect the asset in its used condition. An asset may be replaced either through reproduction (replication) of the existing asset or through replacement of its gross service potential. The depreciated replacement cost is measured as the current reproduction or replacement cost of the asset, whichever is lower, less accumulated depreciation calculated on the basis of such cost, to reflect the already consumed or expired service potential of the asset.

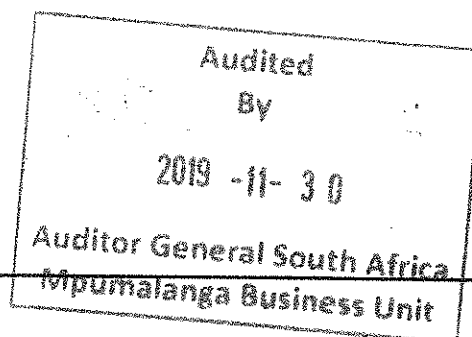
The replacement cost and reproduction cost of an asset is determined on an "optimised" basis. The rationale is that the municipality would not replace or reproduce the asset with a like asset if the asset to be replaced or reproduced is an overdesigned or overcapacity asset. Overdesigned assets contain features which are unnecessary for the goods or services the asset provides. Overcapacity assets are assets that have a greater capacity than is necessary to meet the demand for goods or services the asset provides. The determination of the replacement cost or reproduction cost of an asset on an optimised basis thus reflects the service potential required of the asset.

MSUKALIGWA LOCAL MUNICIPALITY

(Registration number MP302)

Annual Financial Statements for the year ended June 30, 2019

Accounting Policies



1.12 Impairment of non-cash-generating assets (continued)

Recognition and measurement

If the recoverable service amount of a non-cash-generating asset is less than its carrying amount, the carrying amount of the asset is reduced to its recoverable service amount. This reduction is an impairment loss.

An impairment loss is recognised immediately in surplus or deficit.

Any impairment loss of a revalued non-cash-generating asset is treated as a revaluation decrease.

When the amount estimated for an impairment loss is greater than the carrying amount of the non-cash-generating asset to which it relates, the municipality recognises a liability only to the extent that is a requirement in the Standards of GRAP.

After the recognition of an impairment loss, the depreciation (amortisation) charge for the non-cash-generating asset is adjusted in future periods to allocate the non-cash-generating asset's revised carrying amount, less its residual value (if any), on a systematic basis over its remaining useful life.

Reversal of an impairment loss

The municipality assess at each reporting date whether there is any indication that an impairment loss recognised in prior periods for a non-cash-generating asset may no longer exist or may have decreased. If any such indication exists, the municipality estimates the recoverable service amount of that asset.

An impairment loss recognised in prior periods for a non-cash-generating asset is reversed if there has been a change in the estimates used to determine the asset's recoverable service amount since the last impairment loss was recognised. The carrying amount of the asset is increased to its recoverable service amount. The increase is a reversal of an impairment loss. The increased carrying amount of an asset attributable to a reversal of an impairment loss does not exceed the carrying amount that would have been determined (net of depreciation or amortisation) had no impairment loss been recognised for the asset in prior periods.

A reversal of an impairment loss for a non-cash-generating asset is recognised immediately in surplus or deficit.

Any reversal of an impairment loss of a revalued non-cash-generating asset is treated as a revaluation increase.

After a reversal of an impairment loss is recognised, the depreciation (amortisation) charge for the non-cash-generating asset is adjusted in future periods to allocate the non-cash-generating asset's revised carrying amount, less its residual value (if any), on a systematic basis over its remaining useful life.

Redesignation

The redesignation of assets from a cash-generating asset to a non-cash-generating asset or from a non-cash-generating asset to a cash-generating asset only occur when there is clear evidence that such a redesignation is appropriate.

1.13 Employee benefits

Employee benefits are all forms of consideration given by an entity in exchange for service rendered by employees.

A qualifying insurance policy is an insurance policy issued by an insurer that is not a related party (as defined in the Standard of GRAP on Related Party Disclosures) of the reporting entity, if the proceeds of the policy can be used only to pay or fund employee benefits under a defined benefit plan and are not available to the reporting entity's own creditors (even in liquidation) and cannot be paid to the reporting entity, unless either:

- the proceeds represent surplus assets that are not needed for the policy to meet all the related employee benefit obligations; or
- the proceeds are returned to the reporting entity to reimburse it for employee benefits already paid.

Termination benefits are employee benefits payable as a result of either:

- an entity's decision to terminate an employee's employment before the normal retirement date; or
- an employee's decision to accept voluntary redundancy in exchange for those benefits.

Other long-term employee benefits are employee benefits (other than post-employment benefits and termination benefits) that are not due to be settled within twelve months after the end of the period in which the employees render the related service.

MSUKALIGWA LOCAL MUNICIPALITY

(Registration number MP302)

Annual Financial Statements for the year ended June 30, 2019

Accounting Policies

Audited

By

2019 -11- 30

Auditor General South Africa

Mpumalanga Business Unit

W.T.

1.13 Employee benefits (continued)

Vested employee benefits are employee benefits that are not conditional on future employment.

Composite social security programmes are established by legislation and operate as multi-employer plans to provide post-employment benefits as well as to provide benefits that are not consideration in exchange for service rendered by employees.

A constructive obligation is an obligation that derives from an entity's actions where by an established pattern of past practice, published policies or a sufficiently specific current statement, the entity has indicated to other parties that it will accept certain responsibilities and as a result, the entity has created a valid expectation on the part of those other parties that it will discharge those responsibilities.

Short-term employee benefits

Short-term employee benefits are employee benefits (other than termination benefits) that are due to be settled within twelve months after the end of the period in which the employees render the related service.

Short-term employee benefits include items such as:

- wages, salaries and social security contributions;
- short-term compensated absences (such as paid annual leave and paid sick leave) where the compensation for the absences is due to be settled within twelve months after the end of the reporting period in which the employees render the related employee service;
- bonus, incentive and performance related payments payable within twelve months after the end of the reporting period in which the employees render the related service; and
- non-monetary benefits (for example, medical care, and free or subsidised goods or services such as housing, cars and cellphones) for current employees.

When an employee has rendered service to the entity during a reporting period, the entity recognise the undiscounted amount of short-term employee benefits expected to be paid in exchange for that service:

- as a liability (accrued expense), after deducting any amount already paid. If the amount already paid exceeds the undiscounted amount of the benefits, the entity recognise that excess as an asset (prepaid expense) to the extent that the prepayment will lead to, for example, a reduction in future payments or a cash refund; and
- as an expense, unless another Standard requires or permits the inclusion of the benefits in the cost of an asset.

The expected cost of compensated absences is recognised as an expense as the employees render services that increase their entitlement or, in the case of non-accumulating absences, when the absence occurs. The entity measure the expected cost of accumulating compensated absences as the additional amount that the entity expects to pay as a result of the unused entitlement that has accumulated at the reporting date.

The entity recognise the expected cost of bonus, incentive and performance related payments when the entity has a present legal or constructive obligation to make such payments as a result of past events and a reliable estimate of the obligation can be made. A present obligation exists when the entity has no realistic alternative but to make the payments.

Post-employment benefits

Post-employment benefits are employee benefits (other than termination benefits) which are payable after the completion of employment.

Post-employment benefit plans are formal or informal arrangements under which an entity provides post-employment benefits for one or more employees.


Multi-employer plans are defined contribution plans (other than state plans and composite social security programmes) or defined benefit plans (other than state plans) that pool the assets contributed by various entities that are not under common control and use those assets to provide benefits to employees of more than one entity, on the basis that contribution and benefit levels are determined without regard to the identity of the entity that employs the employees concerned.

MSUKALIGWA LOCAL MUNICIPALITY

(Registration number MP302)

Annual Financial Statements for the year ended June 30, 2019

Accounting Policies



1.13 Employee benefits (continued)

Post-employment benefits: Defined benefit plans

Defined benefit plans are post-employment benefit plans other than defined contribution plans.

Actuarial gains and losses comprise experience adjustments (the effects of differences between the previous actuarial assumptions and what has actually occurred) and the effects of changes in actuarial assumptions. In measuring its defined benefit liability the entity recognise actuarial gains and losses in surplus or deficit in the reporting period in which they occur.

Assets held by a long-term employee benefit fund are assets (other than non-transferable financial instruments issued by the reporting entity) that are held by an entity (a fund) that is legally separate from the reporting entity and exists solely to pay or fund employee benefits and are available to be used only to pay or fund employee benefits, are not available to the reporting entity's own creditors (even in liquidation), and cannot be returned to the reporting entity, unless either:

- the remaining assets of the fund are sufficient to meet all the related employee benefit obligations of the plan or the reporting entity; or
- the assets are returned to the reporting entity to reimburse it for employee benefits already paid.

Current service cost is the increase in the present value of the defined benefit obligation resulting from employee service in the current period.

Interest cost is the increase during a period in the present value of a defined benefit obligation which arises because the benefits are one period closer to settlement.

Past service cost is the change in the present value of the defined benefit obligation for employee service in prior periods, resulting in the current period from the introduction of, or changes to, post-employment benefits or other long-term employee benefits. Past service cost may be either positive (when benefits are introduced or changed so that the present value of the defined benefit obligation increases) or negative (when existing benefits are changed so that the present value of the defined benefit obligation decreases). In measuring its defined benefit liability the entity recognise past service cost as an expense in the reporting period in which the plan is amended.

Plan assets comprise assets held by a long-term employee benefit fund and qualifying insurance policies.

The present value of a defined benefit obligation is the present value, without deducting any plan assets, of expected future payments required to settle the obligation resulting from employee service in the current and prior periods.

The return on plan assets is interest, dividends or similar distributions and other revenue derived from the plan assets, together with realised and unrealised gains or losses on the plan assets, less any costs of administering the plan (other than those included in the actuarial assumptions used to measure the defined benefit obligation) and less any tax payable by the plan itself.

The entity account not only for its legal obligation under the formal terms of a defined benefit plan, but also for any constructive obligation that arises from the entity's informal practices. Informal practices give rise to a constructive obligation where the entity has no realistic alternative but to pay employee benefits. An example of a constructive obligation is where a change in the entity's informal practices would cause unacceptable damage to its relationship with employees.

The amount recognised as a defined benefit liability is the net total of the following amounts:

- the present value of the defined benefit obligation at the reporting date;
- minus the fair value at the reporting date of plan assets (if any) out of which the obligations are to be settled directly;
- plus any liability that may arise as a result of a minimum funding requirement

The amount determined as a defined benefit liability may be negative (an asset). The entity measure the resulting asset at the lower of:

- the amount determined above; and
- the present value of any economic benefits available in the form of refunds from the plan or reductions in future contributions to the plan. The present value of these economic benefits is determined using a discount rate which reflects the time value of money.


Any adjustments arising from the limit above is recognised in surplus or deficit.

MSUKALIGWA LOCAL MUNICIPALITY

(Registration number MP302)

Annual Financial Statements for the year ended June 30, 2019

Accounting Policies



1.13 Employee benefits (continued)

The entity determine the present value of defined benefit obligations and the fair value of any plan assets with sufficient regularity such that the amounts recognised in the annual financial statements do not differ materially from the amounts that would be determined at the reporting date.

The entity recognises the net total of the following amounts in surplus or deficit, except to the extent that another Standard requires or permits their inclusion in the cost of an asset:

- current service cost;
- interest cost;
- the expected return on any plan assets and on any reimbursement rights;
- actuarial gains and losses;
- past service cost;
- the effect of any curtailments or settlements; and
- the effect of applying the limit on a defined benefit asset (negative defined benefit liability).

The entity uses the Projected Unit Credit Method to determine the present value of its defined benefit obligations and the related current service cost and, where applicable, past service cost. The Projected Unit Credit Method (sometimes known as the accrued benefit method pro-rated on service or as the benefit/years of service method) sees each period of service as giving rise to an additional unit of benefit entitlement and measures each unit separately to build up the final obligation.

In determining the present value of its defined benefit obligations and the related current service cost and, where applicable, past service cost, an entity shall attribute benefit to periods of service under the plan's benefit formula. However, if an employee's service in later years will lead to a materially higher level of benefit than in earlier years, an entity shall attribute benefit on a straight-line basis from:

- the date when service by the employee first leads to benefits under the plan (whether or not the benefits are conditional on further service); until
- the date when further service by the employee will lead to no material amount of further benefits under the plan, other than from further salary increases.

Actuarial valuations are conducted on an annual basis by independent actuaries separately for each plan. The results of the valuation are updated for any material transactions and other material changes in circumstances (including changes in market prices and interest rates) up to the reporting date.

The entity recognises gains or losses on the curtailment or settlement of a defined benefit plan when the curtailment or settlement occurs. The gain or loss on a curtailment or settlement comprises:

- any resulting change in the present value of the defined benefit obligation; and
- any resulting change in the fair value of the plan assets.

Before determining the effect of a curtailment or settlement, the entity re-measure the obligation (and the related plan assets, if any) using current actuarial assumptions (including current market interest rates and other current market prices).

When it is virtually certain that another party will reimburse some or all of the expenditure required to settle a defined benefit obligation, the right to reimbursement is recognised as a separate asset. The asset is measured at fair value. In all other respects, the asset is treated in the same way as plan assets. In surplus or deficit, the expense relating to a defined benefit plan is [OR is not] presented as the net of the amount recognised for a reimbursement.

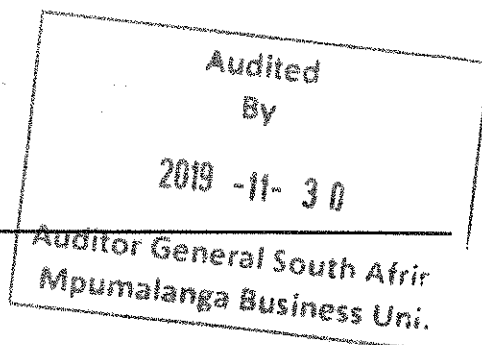
The entity offsets an asset relating to one plan against a liability relating to another plan when the entity has a legally enforceable right to use a surplus in one plan to settle obligations under the other plan and intends either to settle the obligations on a net basis, or to realise the surplus in one plan and settle its obligation under the other plan simultaneously.

MSUKALIGWA LOCAL MUNICIPALITY

(Registration number MP302)

Annual Financial Statements for the year ended June 30, 2019

Accounting Policies



1.13 Employee benefits (continued)

Actuarial assumptions

Actuarial assumptions are unbiased and mutually compatible.

Financial assumptions are based on market expectations, at the reporting date, for the period over which the obligations are to be settled.

The rate used to discount post-employment benefit obligations (both funded and unfunded) reflect the time value of money. The currency and term of the financial instrument selected to reflect the time value of money is consistent with the currency and estimated term of the post-employment benefit obligations.

Post-employment benefit obligations are measured on a basis that reflects:

- estimated future salary increases;
- the benefits set out in the terms of the plan (or resulting from any constructive obligation that goes beyond those terms) at the reporting date; and
- estimated future changes in the level of any state benefits that affect the benefits payable under a defined benefit plan, if, and only if, either:
 - those changes were enacted before the reporting date; or
 - past history, or other reliable evidence, indicates that those state benefits will change in some predictable manner, for example, in line with future changes in general price levels or general salary levels.

Assumptions about medical costs take account of estimated future changes in the cost of medical services, resulting from both inflation and specific changes in medical costs.

Termination benefits

The entity recognises termination benefits as a liability and an expense when the entity is demonstrably committed to either:

- terminate the employment of an employee or group of employees before the normal retirement date; or
- provide termination benefits as a result of an offer made in order to encourage voluntary redundancy.

The entity is demonstrably committed to a termination when the entity has a detailed formal plan for the termination and is without realistic possibility of withdrawal. The detailed plan includes [as a minimum]:

- the location, function, and approximate number of employees whose services are to be terminated;
- the termination benefits for each job classification or function; and
- the time at which the plan will be implemented.

Implementation begins as soon as possible and the period of time to complete implementation is such that material changes to the plan are not likely.

Where termination benefits fall due more than 12 months after the reporting date, they are discounted using an appropriate discount rate. The rate used to discount the benefit reflects the time value of money. The currency and term of the financial instrument selected to reflect the time value of money is consistent with the currency and estimated term of the benefit.

In the case of an offer made to encourage voluntary redundancy, the measurement of termination benefits shall be based on the number of employees expected to accept the offer.

1.14 Provisions and contingencies

Provisions are recognised when:

- the municipality has a present obligation as a result of a past event;
- it is probable that an outflow of resources embodying economic benefits or service potential will be required to settle the obligation; and
- a reliable estimate can be made of the obligation.

The amount of a provision is the best estimate of the expenditure expected to be required to settle the present obligation at the reporting date.


Where the effect of time value of money is material, the amount of a provision is the present value of the expenditures expected to be required to settle the obligation.

MSUKALIGWA LOCAL MUNICIPALITY

(Registration number MP302)

Annual Financial Statements for the year ended June 30, 2019

Accounting Policies



1.14 Provisions and contingencies (continued)

The discount rate reflects current market assessments of the time value of money and the risks specific to the liability.

Where some or all of the expenditure required to settle a provision is expected to be reimbursed by another party, the reimbursement is recognised when, and only when, it is virtually certain that reimbursement will be received if the municipality settles the obligation. The reimbursement is treated as a separate asset. The amount recognised for the reimbursement does not exceed the amount of the provision.

Provisions are reviewed at each reporting date and adjusted to reflect the current best estimate. Provisions are reversed if it is no longer probable that an outflow of resources embodying economic benefits or service potential will be required, to settle the obligation.

Where discounting is used, the carrying amount of a provision increases in each period to reflect the passage of time. This increase is recognised as an interest expense.

A provision is used only for expenditures for which the provision was originally recognised.

Provisions are not recognised for future operating deficit.

If an entity has a contract that is onerous, the present obligation (net of recoveries) under the contract is recognised and measured as a provision.

A constructive obligation to restructure arises only when an entity:

- has a detailed formal plan for the restructuring, identifying at least:
 - the activity/operating unit or part of a activity/operating unit concerned;
 - the principal locations affected;
 - the location, function, and approximate number of employees who will be compensated for services being terminated;
 - the expenditures that will be undertaken; and
 - when the plan will be implemented; and
- has raised a valid expectation in those affected that it will carry out the restructuring by starting to implement that plan or announcing its main features to those affected by it.

A restructuring provision includes only the direct expenditures arising from the restructuring, which are those that are both:

- necessarily entailed by the restructuring; and
- not associated with the ongoing activities of the municipality

No obligation arises as a consequence of the sale or transfer of an operation until the municipality is committed to the sale or transfer, that is, there is a binding arrangement.

After their initial recognition contingent liabilities recognised in entity combinations that are recognised separately are subsequently measured at the higher of:

- the amount that would be recognised as a provision; and
- the amount initially recognised less cumulative amortisation.

Contingent assets and contingent liabilities are not recognised. Contingencies are disclosed in note .

A financial guarantee contract is a contract that requires the issuer to make specified payments to reimburse the holder for a loss it incurs because a specified debtor fails to make payment when due in accordance with the original or modified terms of a debt instrument.

Loan commitment is a firm commitment to provide credit under pre-specified terms and conditions.

The municipality recognises a provision for financial guarantees and loan commitments when it is probable that an outflow of resources embodying economic benefits and service potential will be required to settle the obligation and a reliable estimate of the obligation can be made.

Determining whether an outflow of resources is probable in relation to financial guarantees requires judgement. Indications that an outflow of resources may be probable are:

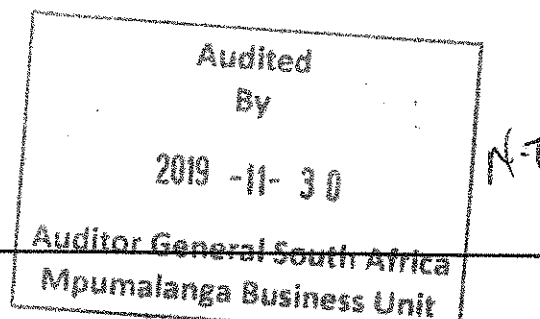
- financial difficulty of the debtor;
- defaults or delinquencies in interest and capital repayments by the debtor;

MSUKALIGWA LOCAL MUNICIPALITY

(Registration number MP302)

Annual Financial Statements for the year ended June 30, 2019

Accounting Policies



1.14 Provisions and contingencies (continued)

- breaches of the terms of the debt instrument that result in it being payable earlier than the agreed term and the ability of the debtor to settle its obligation on the amended terms; and
- a decline in prevailing economic circumstances (e.g. high interest rates, inflation and unemployment) that impact on the ability of entities to repay their obligations.

Where a fee is received by the municipality for issuing a financial guarantee and/or where a fee is charged on loan commitments, it is considered in determining the best estimate of the amount required to settle the obligation at reporting date. Where a fee is charged and the municipality considers that an outflow of economic resources is probable, an municipality recognises the obligation at the higher of:

- the amount determined using in the Standard of GRAP on Provisions, Contingent Liabilities and Contingent Assets; and
- the amount of the fee initially recognised less, where appropriate, cumulative amortisation recognised in accordance with the Standard of GRAP on Revenue from Exchange Transactions.

Levies

A levy is an outflow of resources embodying economic benefits that is imposed by governments on entities in accordance with legislation (i.e. laws and/or regulations), other than:

- those outflows of resources that are within the scope of other Standards, and
- fines or other penalties that are imposed for breaches of the legislation.

Government refers to government, government agencies and similar bodies whether local, national or international.

The obligating event that gives rise to a liability to pay a levy is the activity that triggers the payment of the levy, as identified by the legislation.

The municipality does not have a constructive obligation to pay a levy that will be triggered by operating in a future period as a result of the municipality being economically compelled to continue to operate in that future period. The preparation of financial statements under the going concern assumption does not imply that the municipality has a present obligation to pay a levy that will be triggered by operating in a future period.

The liability to pay a levy is recognised progressively if the obligating event occurs over a period of time (i.e. if the activity that triggers the payment of the levy, as identified by the legislation, occurs over a period of time).

If an obligation to pay a levy is triggered when a minimum threshold is reached, the corresponding liability is recognised when that minimum threshold is reached.

The municipality recognises an asset if it has prepaid a levy but does not yet have a present obligation to pay that levy.

1.15 Commitments

Items are classified as commitments when an entity has committed itself to future transactions that will normally result in the outflow of cash.

Disclosures are required in respect of unrecognised contractual commitments.

Commitments for which disclosure is necessary to achieve a fair presentation should be disclosed in a note to the financial statements, if both the following criteria are met:

- Contracts should be non-cancellable or only cancellable at significant cost (for example, contracts for computer or building maintenance services); and
- Contracts should relate to something other than the routine, steady, state business of the entity – therefore salary commitments relating to employment contracts or social security benefit commitments are excluded.

1.16 Revenue from exchange transactions

Revenue is the gross inflow of economic benefits or service potential during the reporting period when those inflows result in an increase in net assets, other than increases relating to contributions from owners.

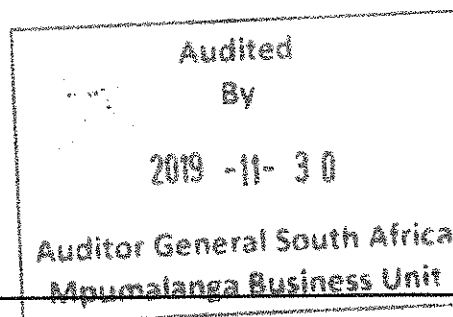
An exchange transaction is one in which the municipality receives assets or services, or has liabilities extinguished, and directly gives approximately equal value (primarily in the form of goods, services or use of assets) to the other party in exchange.

MSUKALIGWA LOCAL MUNICIPALITY

(Registration number MP302)

Annual Financial Statements for the year ended June 30, 2019

Accounting Policies



1.16 Revenue from exchange transactions (continued)

Fair value is the amount for which an asset could be exchanged, or a liability settled, between knowledgeable, willing parties in an arm's length transaction.

Measurement

Revenue is measured at the fair value of the consideration received or receivable, net of trade discounts and volume rebates.

Sale of goods

Revenue from the sale of goods is recognised when all the following conditions have been satisfied:

- the municipality has transferred to the purchaser the significant risks and rewards of ownership of the goods;
- the municipality retains neither continuing managerial involvement to the degree usually associated with ownership nor effective control over the goods sold;
- the amount of revenue can be measured reliably;
- it is probable that the economic benefits or service potential associated with the transaction will flow to the municipality; and
- the costs incurred or to be incurred in respect of the transaction can be measured reliably.

Rendering of services

When the outcome of a transaction involving the rendering of services can be estimated reliably, revenue associated with the transaction is recognised by reference to the stage of completion of the transaction at the reporting date. The outcome of a transaction can be estimated reliably when all the following conditions are satisfied:

- the amount of revenue can be measured reliably;
- it is probable that the economic benefits or service potential associated with the transaction will flow to the municipality;
- the stage of completion of the transaction at the reporting date can be measured reliably; and
- the costs incurred for the transaction and the costs to complete the transaction can be measured reliably.

When services are performed by an indeterminate number of acts over a specified time frame, revenue is recognised on a straight line basis over the specified time frame unless there is evidence that some other method better represents the stage of completion. When a specific act is much more significant than any other acts, the recognition of revenue is postponed until the significant act is executed.

When the outcome of the transaction involving the rendering of services cannot be estimated reliably, revenue is recognised only to the extent of the expenses recognised that are recoverable.

Service revenue is recognised by reference to the stage of completion of the transaction at the reporting date. Stage of completion is determined by services performed to date as a percentage of total services to be performed.

Interest

Revenue arising from the use by others of entity assets yielding interest, royalties and dividends or similar distributions is recognised when:

- It is probable that the economic benefits or service potential associated with the transaction will flow to the municipality; and
- The amount of the revenue can be measured reliably.

Interest is recognised, in surplus or deficit, using the effective interest rate method.

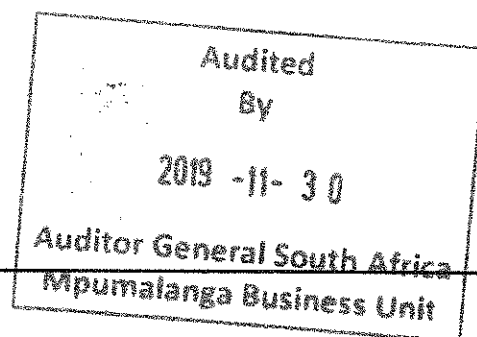
Service fees included in the price of the product are recognised as revenue over the period during which the service is performed.

MSUKALIGWA LOCAL MUNICIPALITY

(Registration number MP302)

Annual Financial Statements for the year ended June 30, 2019

Accounting Policies



1.17 Revenue from non-exchange transactions

Revenue comprises gross inflows of economic benefits or service potential received and receivable by an municipality, which represents an increase in net assets, other than increases relating to contributions from owners.

Conditions on transferred assets are stipulations that specify that the future economic benefits or service potential embodied in the asset is required to be consumed by the recipient as specified or future economic benefits or service potential must be returned to the transferor.

Control of an asset arise when the municipality can use or otherwise benefit from the asset in pursuit of its objectives and can exclude or otherwise regulate the access of others to that benefit.

Exchange transactions are transactions in which one entity receives assets or services, or has liabilities extinguished, and directly gives approximately equal value (primarily in the form of cash, goods, services, or use of assets) to another entity in exchange.

Fines are economic benefits or service potential received or receivable by entities, as determined by a court or other law enforcement body, as a consequence of the breach of laws or regulations.

Non-exchange transactions are transactions that are not exchange transactions. In a non-exchange transaction, an municipality either receives value from another municipality without directly giving approximately equal value in exchange, or gives value to another municipality without directly receiving approximately equal value in exchange.

Restrictions on transferred assets are stipulations that limit or direct the purposes for which a transferred asset may be used, but do not specify that future economic benefits or service potential is required to be returned to the transferor if not deployed as specified.

Stipulations on transferred assets are terms in laws or regulation, or a binding arrangement, imposed upon the use of a transferred asset by entities external to the reporting municipality.

Taxes are economic benefits or service potential compulsorily paid or payable to entities, in accordance with laws and or regulations, established to provide revenue to government. Taxes do not include fines or other penalties imposed for breaches of the law.

Transfers are inflows of future economic benefits or service potential from non-exchange transactions, other than taxes.

Recognition

An inflow of resources from a non-exchange transaction recognised as an asset is recognised as revenue, except to the extent that a liability is also recognised in respect of the same inflow.

As the municipality satisfies a present obligation recognised as a liability in respect of an inflow of resources from a non-exchange transaction recognised as an asset, it reduces the carrying amount of the liability recognised and recognises an amount of revenue equal to that reduction.

Measurement

Revenue from a non-exchange transaction is measured at the amount of the increase in net assets recognised by the municipality.


When, as a result of a non-exchange transaction, the municipality recognises an asset, it also recognises revenue equivalent to the amount of the asset measured at its fair value as at the date of acquisition, unless it is also required to recognise a liability. Where a liability is required to be recognised it will be measured as the best estimate of the amount required to settle the obligation at the reporting date, and the amount of the increase in net assets, if any, recognised as revenue. When a liability is subsequently reduced, because the taxable event occurs or a condition is satisfied, the amount of the reduction in the liability is recognised as revenue.

MSUKALIGWA LOCAL MUNICIPALITY

(Registration number MP302)

Annual Financial Statements for the year ended June 30, 2019

Accounting Policies



1.17. Revenue from non-exchange transactions (continued)

Taxes

The municipality recognises an asset in respect of taxes when the taxable event occurs and the asset recognition criteria are met.

Resources arising from taxes satisfy the definition of an asset when the municipality controls the resources as a result of a past event (the taxable event) and expects to receive future economic benefits or service potential from those resources. Resources arising from taxes satisfy the criteria for recognition as an asset when it is probable that the inflow of resources will occur and their fair value can be reliably measured. The degree of probability attached to the inflow of resources is determined on the basis of evidence available at the time of initial recognition, which includes, but is not limited to, disclosure of the taxable event by the taxpayer.

The municipality analyses the taxation laws to determine what the taxable events are for the various taxes levied.

The taxable event for value added tax is the undertaking of taxable activity during the taxation period by the taxpayer.

The taxable event for property tax is the passing of the date on which the tax is levied, or the period for which the tax is levied, if the tax is levied on a periodic basis.

Taxation revenue is determined at a gross amount. It is not reduced for expenses paid through the tax system.

Transfers

Apart from Services in kind, which are not recognised, the municipality recognises an asset in respect of transfers when the transferred resources meet the definition of an asset and satisfy the criteria for recognition as an asset.

The municipality recognises an asset in respect of transfers when the transferred resources meet the definition of an asset and satisfy the criteria for recognition as an asset.

Transferred assets are measured at their fair value as at the date of acquisition.

Fines

Fines are recognised as revenue when the receivable meets the definition of an asset and satisfies the criteria for recognition as an asset.

Assets arising from fines are measured at the best estimate of the inflow of resources to the municipality.

Where the municipality collects fines in the capacity of an agent, the fine will not be revenue of the collecting entity.

Gifts and donations, including goods in-kind

Gifts and donations, including goods in kind, are recognised as assets and revenue when it is probable that the future economic benefits or service potential will flow to the municipality and the fair value of the assets can be measured reliably.

Services in-kind

Except for financial guarantee contracts, the municipality recognise services in-kind that are significant to its operations and/or service delivery objectives as assets and recognise the related revenue when it is probable that the future economic benefits or service potential will flow to the municipality and the fair value of the assets can be measured reliably.

Where services in-kind are not significant to the municipality's operations and/or service delivery objectives and/or do not satisfy the criteria for recognition, the municipality disclose the nature and type of services in-kind received during the reporting period.

1.18 Turnover

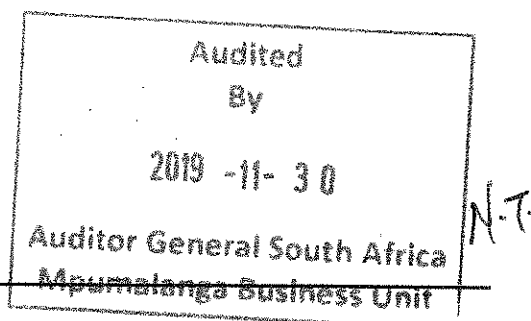
Turnover comprises of sales to customers and service rendered to customers. Turnover is stated at the invoice amount and is exclusive of value added taxation.

MSUKALIGWA LOCAL MUNICIPALITY

(Registration number MP302)

Annual Financial Statements for the year ended June 30, 2019

Accounting Policies



1.19 Investment income

Investment income is recognised on a time-proportion basis using the effective interest method.

1.20 Borrowing costs

Borrowing costs are recognised as an expense in the period in which they are incurred.

1.21 Accounting by principals and agents

Identification

An agent is an entity that has been directed by another entity (a principal), through a binding arrangement, to undertake transactions with third parties on behalf of the principal and for the benefit of the principal.

A principal is an entity that directs another entity (an agent), through a binding arrangement, to undertake transactions with third parties on its behalf and for its own benefit.

A principal-agent arrangement results from a binding arrangement in which one entity (an agent), undertakes transactions with third parties on behalf, and for the benefit of, another entity (the principal).

Identifying whether an entity is a principal or an agent

When the municipality is party to a principal-agent arrangement, it assesses whether it is the principal or the agent in accounting for revenue, expenses, assets and/or liabilities that result from transactions with third parties undertaken in terms of the arrangement.

The assessment of whether an municipality is a principal or an agent requires the municipality to assess whether the transactions it undertakes with third parties are for the benefit of another entity or for its own benefit.

Binding arrangement

The municipality assesses whether it is an agent or a principal by assessing the rights and obligations of the various parties established in the binding arrangement.

Where the terms of a binding arrangement are modified, the parties to the arrangement re-assess whether they act as a principal or an agent.

Assessing which entity benefits from the transactions with third parties

When the municipality in a principal-agent arrangement concludes that it undertakes transactions with third parties for the benefit of another entity, then it is the agent. If the municipality concludes that it is not the agent, then it is the principal in the transactions.

The municipality is an agent when, in relation to transactions with third parties, all three of the following criteria are present:

- It does not have the power to determine the significant terms and conditions of the transaction.
- It does not have the ability to use all, or substantially all, of the resources that result from the transaction for its own benefit.
- It is not exposed to variability in the results of the transaction.

Where the municipality has been granted specific powers in terms of legislation to direct the terms and conditions of particular transactions, it is not required to consider the criteria of whether it does not have the power to determine the significant terms and conditions of the transaction, to conclude that it is an agent. The municipality applies judgement in determining whether such powers exist and whether they are relevant in assessing whether the municipality is an agent.

Recognition

The municipality, as an agent, recognises only that portion of the revenue and expenses it receives or incurs in executing the transactions on behalf of the principal in accordance with the requirements of the relevant Standards of GRAP.


The municipality recognises assets and liabilities arising from principal-agent arrangements in accordance with the requirements of the relevant Standards of GRAP.

MSUKALIGWA LOCAL MUNICIPALITY

(Registration number MP302)

Annual Financial Statements for the year ended June 30, 2019

Accounting Policies



1.22 Comparative figures

Where necessary, comparative figures have been reclassified to conform to changes in presentation in the current year.

1.23 Unauthorised expenditure

Unauthorised expenditure means:

- overspending of a vote or a main division within a vote; and
- expenditure not in accordance with the purpose of a vote or, in the case of a main division, not in accordance with the purpose of the main division.

All expenditure relating to unauthorised expenditure is recognised as an expense in the statement of financial performance in the year that the expenditure was incurred. The expenditure is classified in accordance with the nature of the expense, and where recovered, it is subsequently accounted for as revenue in the statement of financial performance.

1.24 Fruitless and wasteful expenditure

Fruitless expenditure means expenditure which was made in vain and would have been avoided had reasonable care been exercised.

All expenditure relating to fruitless and wasteful expenditure is recognised as an expense in the statement of financial performance in the year that the expenditure was incurred. The expenditure is classified in accordance with the nature of the expense, and where recovered, it is subsequently accounted for as revenue in the statement of financial performance.

1.25 Irregular expenditure

Irregular expenditure is expenditure that is contrary to the Municipal Finance Management Act (Act No.56 of 2003), the Municipal Systems Act (Act No.32 of 2000), and the Public Office Bearers Act (Act No. 20 of 1998) or is in contravention of the economic entity's supply chain management policy. Irregular expenditure excludes unauthorised expenditure. Irregular expenditure is accounted for as expenditure in the Statement of Financial Performance and where recovered, it is subsequently accounted for as revenue in the Statement of Financial Performance.

1.26 Budget information

Municipality are typically subject to budgetary limits in the form of appropriations or budget authorisations (or equivalent), which is given effect through authorising legislation, appropriation or similar.

General purpose financial reporting by municipality shall provide information on whether resources were obtained and used in accordance with the legally adopted budget.

The approved budget is prepared on a accrual basis and presented by functional classification linked to performance outcome objectives.

The approved budget covers the fiscal period from 01-Jul-18 to 30-Jun-19.

The budget for the economic entity includes all the entities approved budgets under its control.

The annual financial statements and the budget are on the same basis of accounting therefore a comparison with the budgeted amounts for the reporting period have been included in the Statement of comparison of budget and actual amounts.

1.27 Related parties

A related party is a person or an entity with the ability to control or jointly control the other party, or exercise significant influence over the other party, or vice versa, or an entity that is subject to common control, or joint control.

Control is the power to govern the financial and operating policies of an entity so as to obtain benefits from its activities.

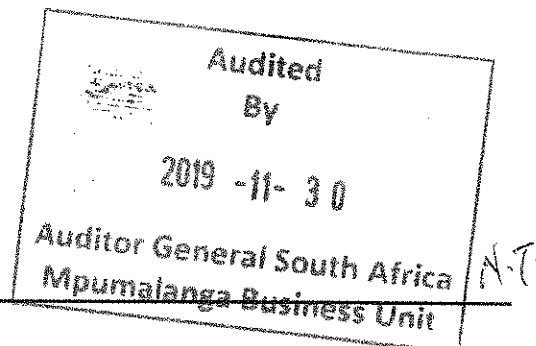
Joint control is the agreed sharing of control over an activity by a binding arrangement, and exists only when the strategic financial and operating decisions relating to the activity require the unanimous consent of the parties sharing control (the venturers).

MSUKALIGWA LOCAL MUNICIPALITY

(Registration number MP302)

Annual Financial Statements for the year ended June 30, 2019

Accounting Policies



1.27 Related parties (continued)

Related party transaction is a transfer of resources, services or obligations between the reporting entity and a related party, regardless of whether a price is charged.

Significant influence is the power to participate in the financial and operating policy decisions of an entity, but is not control over those policies.

Management are those persons responsible for planning, directing and controlling the activities of the municipality, including those charged with the governance of the municipality in accordance with legislation, in instances where they are required to perform such functions.

Close members of the family of a person are considered to be those family members who may be expected to influence, or be influenced by, that management in their dealings with the municipality.

The municipality is exempt from disclosure requirements in relation to related party transactions if that transaction occurs within normal supplier and/or client/recipient relationships on terms and conditions no more or less favourable than those which it is reasonable to expect the municipality to have adopted if dealing with that individual entity or person in the same circumstances and terms and conditions are within the normal operating parameters established by that reporting entity's legal mandate.

Where the municipality is exempt from the disclosures in accordance with the above, the municipality discloses narrative information about the nature of the transactions and the related outstanding balances, to enable users of the entity's financial statements to understand the effect of related party transactions on its annual financial statements.

1.28 Events after reporting date

Events after reporting date are those events, both favourable and unfavourable, that occur between the reporting date and the date when the financial statements are authorised for issue. Two types of events can be identified:

- those that provide evidence of conditions that existed at the reporting date (adjusting events after the reporting date); and
- those that are indicative of conditions that arose after the reporting date (non-adjusting events after the reporting date).

The municipality will adjust the amount recognised in the financial statements to reflect adjusting events after the reporting date once the event occurred.

The municipality will disclose the nature of the event and an estimate of its financial effect or a statement that such estimate cannot be made in respect of all material non-adjusting events, where non-disclosure could influence the economic decisions of users taken on the basis of the financial statements.

1.29 Value added tax

The municipality is registered with the SARS for VAT on the payment basis, in accordance with the Section 15(2)(a) of the Value Added Tax Act no 89 of 1991.

1.30 Operating expenses

The definition of expenses encompasses expenses that arise from the ordinary activities of the entity.

Under the accrual basis of accounting, expenses are recognised when incurred, usually when goods are received or services are consumed. This may not be when the goods or services are actually paid for.

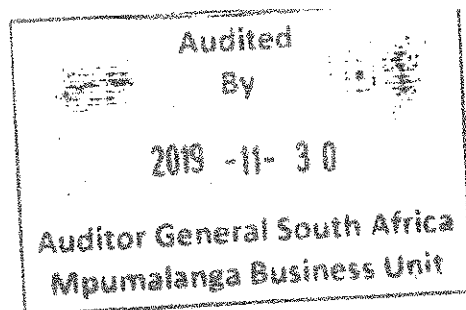
The point at which an expense is recognised is dependent on the nature of the transaction or other event that gives rise to the expense.

MSUKALIGWA LOCAL MUNICIPALITY

(Registration number MP302)

Annual Financial Statements for the year ended June 30, 2019

Notes to the Annual Financial Statements



Figures in Rand

2019

2018

2. New standards and interpretations

2.1 Standards and interpretations issued, but not yet effective

The municipality has not applied the following standards and interpretations, which have been published and are mandatory for the municipality's accounting periods beginning on or after July 1, 2019 or later periods:

| Standard: | Effective date: Years beginning on or after | Expected impact: |
|--|---|--|
| • GRAP 6 (as revised 2010): Consolidated and Separate Financial Statements | April 1, 2019 | Unlikely there will be a material impact |
| • GRAP 7 (as revised 2010): Investments in Associates | April 1, 2019 | Unlikely there will be a material impact |
| • GRAP 8 (as revised 2010): Interests in Joint Ventures | April 1, 2019 | Unlikely there will be a material impact |
| • GRAP 18 (as amended 2016): Segment Reporting | April 1, 2019 | Unlikely there will be a material impact |
| • GRAP 20: Related parties | April 1, 2019 | Unlikely there will be a material impact |
| • GRAP 32: Service Concession Arrangements: Grantor | April 1, 2019 | Unlikely there will be a material impact |
| • GRAP 105: Transfers of functions between entities under common control | April 1, 2019 | Unlikely there will be a material impact |
| • GRAP 106 (as amended 2016): Transfers of functions between entities not under common control | April 1, 2019 | Unlikely there will be a material impact |
| • GRAP 107: Mergers | April 1, 2019 | Unlikely there will be a material impact |
| • GRAP 108: Statutory Receivables | April 1, 2019 | Unlikely there will be a material impact |
| • GRAP 109: Accounting by Principals and Agents | April 1, 2019 | Unlikely there will be a material impact |

2.2 Standards and interpretations not yet effective or relevant

The following standards and interpretations have been published and are mandatory for the municipality's accounting periods beginning on or after July 1, 2019 or later periods but are not relevant to its operations:

| Interpretation: | Effective date: Years beginning on or after | Expected impact: |
|--|---|--|
| • Guideline on Accounting for arrangements Undertaken in Term of the National Housing Programme | April 1, 2019 | Unlikely there will be a material impact |
| • IGRAP 17: Service Concession Arrangements where a Grantor Controls a Significant Residual Interest in an Asset | April 1, 2019 | Unlikely there will be a material impact |
| • IGRAP 18: Interpretation of the Standard of GRAP on Recognition and Derecognition of Land | April 1, 2019 | Unlikely there will be a material impact |

GRAP 12 (as amended 2016): Inventories

Amendments to the Standard of GRAP on Inventories resulted from inconsistencies in measurement requirements in GRAP 23 and other asset-related Standards of GRAP in relation to the treatment of transaction costs. Other changes resulted from changes made to IPSAS 12 on Inventories (IPSAS 12) as a result of the IPSASB's Improvements to IPSASs 2015 issued in March 2016.

The most significant changes to the Standard are:

- General improvements: To clarify the treatment of transaction costs and other costs incurred on assets acquired in non-exchange transactions to be in line with the principle in GRAP 23 (paragraph .12)

MSUKALIGWA LOCAL MUNICIPALITY

(Registration number MP302)

Annual Financial Statements for the year ended June 30, 2019

Audited

By

2019 -11- 30

Auditor General South Africa

Mpumalanga Business Unit

N-7.


Notes to the Annual Financial Statements

2. New standards and interpretations (continued)

- IPSASB amendments: To align terminology in GRAP 12 with that in IPSAS 12. The term "ammunition" in IPSAS 12 was replaced with the term "military inventories" and provides a description of what it comprises in accordance with Government Finance Statistics terminology

The effective date of the amendment is for years beginning on or after April 1, 2018.

The municipality expects to adopt the amendment for the first time in the 2018 annual financial statements.



MSUKALIGWA LOCAL MUNICIPALITY
(Registration number MP302)
Annual Financial Statements for the year ended June 30, 2019

Notes to the Annual Financial Statements

Figures in Rand

3. Investment property

| | 2019 | | | 2018 | | |
|---------------------|---------------------|---|--------------------|---------------------|---|--------------------|
| | Cost / Valuation | Accumulated depreciation and accumulated impairment | Carrying value | Cost / Valuation | Accumulated depreciation and accumulated impairment | Carrying value |
| Investment property | 313,959,548 | - | 313,959,548 | 313,953,573 | - | 313,953,573 |
| Total | 313,959,548 | - | 313,959,548 | 313,953,573 | - | 313,953,573 |


Reconciliation of investment property - 2019

| | Opening balance | Additions | Total |
|--------------------|--------------------|--------------|--------------------|
| Land and Buildings | 313,953,573 | 5,975 | 313,959,548 |
| | 313,953,573 | 5,975 | 313,959,548 |

Reconciliation of investment property - 2018

| | Opening balance | Total |
|--------------------|--------------------|--------------------|
| Land and Buildings | 313,953,573 | 313,953,573 |
| | 313,953,573 | 313,953,573 |

A register containing the information required by section 63 of the Municipal Finance Management Act is available for inspection at the registered office of the municipality.



MSUKALIGWA LOCAL MUNICIPALITY

(Registration number MP302)

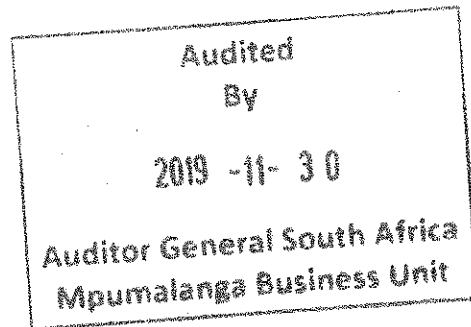
Annual Financial Statements for the year ended June 30, 2019

Notes to the Annual Financial Statements

Figures in Rand

4. Property, plant and equipment

| | 2019 | | | 2018 | | |
|---|----------------------|---|----------------------|----------------------|---|----------------------|
| | Cost / Valuation | Accumulated depreciation and accumulated impairment | Carrying value | Cost / Valuation | Accumulated depreciation and accumulated impairment | Carrying value |
| Land | 133,183,745 | - | 133,183,745 | 133,183,745 | - | 133,183,745 |
| Plant and machinery | 4,891,484 | (2,331,288) | 2,560,196 | 4,006,314 | (2,541,423) | 1,464,891 |
| Furniture and fixtures & Office equipment | 11,548,091 | (7,641,865) | 3,906,226 | 12,644,971 | (7,844,985) | 4,799,986 |
| Motor vehicles | 35,019,550 | (11,591,025) | 23,428,525 | 35,995,702 | (11,737,193) | 24,258,509 |
| IT equipment | 5,430,086 | (3,694,080) | 1,736,006 | 4,966,359 | (3,290,964) | 1,675,395 |
| Community | 493,698,449 | (268,250,113) | 225,448,336 | 480,408,493 | (254,605,812) | 225,802,681 |
| Solid waste | 26,092,303 | (17,266,861) | 8,825,442 | 26,092,303 | (15,803,639) | 10,288,664 |
| Electrical | 671,226,025 | (334,234,566) | 336,991,459 | 665,541,325 | (317,546,841) | 347,994,484 |
| Roads | 1,511,531,545 | (866,008,958) | 645,522,587 | 1,490,464,862 | (812,796,561) | 677,668,301 |
| Sanitation | 720,585,287 | (303,832,601) | 416,752,686 | 682,959,325 | (292,118,156) | 390,841,169 |
| Water supply | 1,051,835,255 | (510,421,172) | 541,414,083 | 1,045,780,998 | (486,652,041) | 559,128,957 |
| Total | 4,665,041,820 | (2,325,272,529) | 2,339,769,291 | 4,582,044,397 | (2,204,337,615) | 2,377,706,782 |



MSUKALIGWA LOCAL MUNICIPALITY

(Registration number MP302)

Annual Financial Statements for the year ended June 30, 2019


Notes to the Annual Financial Statements

Figures in Rand

4. Property, plant and equipment (continued)

Reconciliation of property, plant and equipment - 2019

| | Opening balance | Additions | Disposals | Work in progress | Depreciation | Impairment loss | Total |
|---|----------------------|--------------------|--------------------|---------------------|----------------------|--------------------|----------------------|
| Land | 133,183,745 | - | - | - | - | - | 133,183,745 |
| Plant and machinery | 1,464,891 | 1,639,918 | (193,530) | - | (329,074) | (22,009) | 2,560,196 |
| Furniture and fixtures & Office equipment | 4,799,986 | 650,504 | (562,227) | - | (951,305) | (30,732) | 3,906,226 |
| Motor vehicles | 24,258,509 | 5,851,684 | (4,317,556) | - | (1,213,558) | (1,150,554) | 23,428,525 |
| IT equipment | 1,675,395 | 774,616 | (85,244) | - | (569,189) | (59,572) | 1,736,006 |
| Community | 225,802,681 | 11,922,900 | - | 483,906 | (12,761,151) | - | 225,448,336 |
| Solid waste | 10,288,664 | - | - | - | (1,463,222) | - | 8,825,442 |
| Electrical | 347,994,484 | 45,568,040 | - | (39,883,340) | (16,687,725) | - | 336,991,459 |
| Roads | 677,668,301 | 16,070,066 | - | 4,903,891 | (53,119,671) | - | 645,522,587 |
| Sanitation | 390,841,169 | 14,586,603 | - | 23,718,211 | (12,393,297) | - | 416,752,686 |
| Water supply | 559,728,957 | 10,132,926 | - | (4,048,547) | (24,399,253) | - | 541,414,083 |
| | 2,377,706,782 | 107,197,257 | (5,168,557) | (14,825,878) | (123,887,445) | (1,262,887) | 2,339,769,291 |



MSUKALIGWA LOCAL MUNICIPALITY

(Registration number MP302)

Annual Financial Statements for the year ended June 30, 2019

Notes to the Annual Financial Statements

Figures in Rand

4. Property, plant and equipment (continued)

Reconciliation of property, plant and equipment - 2018

| | Opening balance | Additions | Disposals | Work in progress | Depreciation | Total |
|---|----------------------|-------------------|------------------|---------------------|----------------------|----------------------|
| Land | 133,183,745 | - | - | - | - | 133,183,745 |
| Plant and machinery | 1,791,369 | 50,100 | (70,028) | - | (306,550) | 1,464,891 |
| Furniture and fixtures & Office equipment | 5,515,188 | 396,848 | (190,534) | - | (921,516) | 4,799,986 |
| Motor vehicles | 24,818,013 | 593,432 | - | - | (1,152,936) | 24,258,509 |
| IT equipment | 2,152,378 | 61,400 | (61,785) | - | (476,598) | 1,675,395 |
| Community | 234,402,472 | 11,040,232 | - | (7,417,488) | (12,222,535) | 225,802,681 |
| Solid waste | 11,751,885 | - | - | - | (1,463,221) | 10,288,664 |
| Electrical | 340,438,350 | - | - | 23,117,568 | (15,561,434) | 347,994,484 |
| Roads | 703,524,461 | 35,769,602 | - | (9,698,754) | (51,927,008) | 677,668,301 |
| Sanitation | 391,974,407 | 7,928,180 | - | 3,132,572 | (12,193,990) | 390,841,169 |
| Water supply | 579,929,879 | 6,007,177 | - | (1,896,169) | (24,311,930) | 559,728,957 |
| | 2,429,482,147 | 61,846,971 | (322,347) | 7,237,729 | (120,537,718) | 2,377,706,782 |

Reconciliation of Work-in-Progress 2019

| | Included within Infrastructure | Included within Buildings | Total |
|--------------------------------|--------------------------------------|---------------------------------|-------------------|
| Opening balance | 63,482,916 | (3,315,653) | 60,167,263 |
| Additions/capital expenditure | 74,476,365 | 12,382,905 | 86,859,271 |
| Transferred to completed items | (89,786,149) | (11,899,000) | (101,685,149) |
| | 48,173,132 | (2,831,747) | 45,341,385 |

MSUKALIGWA LOCAL MUNICIPALITY

(Registration number MP302)

Annual Financial Statements for the year ended June 30, 2019

Notes to the Annual Financial Statements

| Figures in Rand | 2019 | 2018 | |
|--|--------------------------------|---------------------------|--------------|
| 4. Property, plant and equipment (continued) | | | |
| Reconciliation of Work-in-Progress 2018 | | | |
| | Included within Infrastructure | Included within Buildings | Total |
| Opening balance | 48,827,698 | 4,101,835 | 52,929,533 |
| Additions/capital expenditure | 65,569,546 | 3,622,744 | 69,192,290 |
| Transferred to completed items | (50,914,328) | (11,040,232) | (61,954,560) |
| | 63,482,916 | (3,315,653) | 60,167,263 |

A register containing the information required by section 63 of the Municipal Finance Management Act is available for inspection at the registered office of the municipality.

Audited
By
2019 -11- 30
Auditor General South Africa
Mpumalanga Business Unit

N.T.

MSUKALIGWA LOCAL MUNICIPALITY

(Registration number MP302)

Annual Financial Statements for the year ended June 30, 2019

Notes to the Annual Financial Statements

Figures in Rand

2019

2018

5. Other non current assets


| | 2019 | | | 2018 | | |
|---|---------------------|-------------------------------------|----------------|---------------------|-------------------------------------|------------------|
| | Cost / Valuation | Accumulated impairment losses | Carrying value | Cost / Valuation | Accumulated impairment losses | Carrying value |
| Heritage assets which fair values cannot be reliably measured: (Para .94) | | | | | | |
| Art Collections, antiquities and exhibits | 192,195 | - | 192,195 | 1,047,705 | - | 1,047,705 |
| Total | 192,195 | - | 192,195 | 1,047,705 | - | 1,047,705 |

Reconciliation of heritage assets 2019

| | Opening balance | Revaluation increase/(decr ease) | Total |
|---|--------------------|--|----------------|
| Heritage assets which fair values cannot be reliably measured: (Para .94) | | | |
| Art Collections, antiquities and exhibits | 1,047,705 | (855,510) | 192,195 |
| | 1,047,705 | (855,510) | 192,195 |

Reconciliation of heritage assets 2018

| | Opening balance | Disposals | Total |
|---|--------------------|-----------------|------------------|
| Heritage assets which fair values cannot be reliably measured: (Para .94) | | | |
| Art Collections, antiquities and exhibits | 1,069,127 | (21,422) | 1,047,705 |
| | 1,069,127 | (21,422) | 1,047,705 |




MSUKALIGWA LOCAL MUNICIPALITY

(Registration number MP302)

Annual Financial Statements for the year ended June 30, 2019

Notes to the Annual Financial Statements



Figures in Rand

2019

2018

6. Employee benefit obligations

Defined benefit plan

The plan is a post employment medical benefit plan and long service awards.

Post retirement benefit plan

Introduction

In estimating the unfunded liability for LSA of Msukaligwa Municipality a number of assumptions are required. GRAP 25 requires the actuarial assumptions to be unbiased (i.e. neither imprudent nor excessively conservative) and mutually compatible (i.e. reflective of the economic relationships between factors such as return on assets and inflation rates). This appendix reviews the most important of these assumptions.

The Municipality offers employees and continuation members the opportunity of belonging to one of several medical aid schemes, most of which offer a range of options pertaining to levels of cover.

Upon retirement, an employee may continue membership of the medical scheme. Upon a member's death-in-service or death-in-retirement, the surviving dependants may continue membership of the medical scheme.

Components of Health Care Liabilities

Contribution rates tables are based only on type and number of dependants, and income. As expected health care costs (or claims) tend to increase with average age, younger (in-service) members generally subsidise older (continuation) members.

Contributions-based Liability: This is the present value of all future post-retirement health care contributions expected to become payable under the employer's health care arrangements, based on the assumptions made. It may be regarded as the amount that should be set aside today to cover all expected post-retirement health care contributions (both the employer and continuation members' shares) for the current membership.

Benefits-based Liability: This is the present value of all future post-retirement health care costs expected to become payable under the employer's health care arrangements, based on the assumptions made. It may be regarded as the amount that should be set aside in today's terms to cover all expected post-retirement health care benefits payable for the current membership, ignoring what contributions may be payable.

Cross-subsidy Liability: This is the difference between the Benefits-based Liability and the Contributions-based Liability, as defined above. It may be regarded as the amount of money in present-day terms that is expected to flow from other members of the medical scheme(s) in question, to cover the shortfall between post-retirement benefits and contributions payable. These other members are generally in-service members of the employer, and/or of other employers participating in the medical scheme(s).

Past-service and future-service liability: Liabilities of an employer may be split between a past-service (or accrued) element and a future-service element. This serves to recognise the manner in which the accounting standards suggest that the liabilities be accrued uniformly over an employee's period of service. The method of accrual that has been used in this valuation is based on length of service at the valuation date relative to total potential service until the expected retirement date. For example, a 40-year-old in-service member with 15 years of service and an expected retirement age of 60 has a total potential service of 35 years. In this case, assuming that the member "earns" an equal share for each year of service, the past-service liability assumed to have accrued at the valuation date, is then 15/35 of the total liability. The future service liability is the difference between the total liability and the past-service liability. The current service cost for the following year is determined as the amount assumed to accrue to the member over the next 12 months. In this example, this amounts to 1/35 of the total liability. Given the process described above, the liability in respect of current continuation members may be regarded as fully accrued, and is therefore not split between a past-service (or accrued) and future-service element. It should be noted that, in cases where the employer continues to pay a health care subsidy to the widow(er) and/or children of employees who die while in service, there is a liability contingent upon the death of an employee prior to retirement. This so-called Death-in-service Liability would be regarded as a post-employment liability under the requirements of GRAP 25.


MSUKALIGWA LOCAL MUNICIPALITY

(Registration number MP302)

Annual Financial Statements for the year ended June 30, 2019

Notes to the Annual Financial Statements

Figures in Rand



6. Employee benefit obligations (continued)

Accrued Liability: In defining what liability the employer should focus on for accounting purposes, a sensible starting point is the value of the employer's share of the Contributions-based Liability. This is based on the subsidy policy in question, whether it is defined via contracts of employment or established practice.

Cross-subsidy Liability: The employer's share of the Cross-subsidy Liability (as defined above) may in certain circumstances be regarded as a contingent liability of the employer. For example, should the law governing medical aid schemes be changed in future to allow for age-based contribution rates. This potential liability has not been evaluated as part of this exercise.

Unfunded Accrued Liability: This is the difference between the Accrued (or past-service) Liability and the value of any off balance sheet assets that have been accumulated specifically by the employer to provide for its post-retirement health care liabilities. Given the process described above, the liability in respect of current continuation members may be regarded as fully accrued, and is therefore not split between a past-service (or accrued) and future-service element.

Long service awards

The Municipality offers employees LSA for every five years of service completed, from five years of service to 45 years of service, inclusive completed Service (in years) Long Service Bonuses (% of Annual Salary) Description

| | | |
|-------------------|-----|--------------------------|
| 5 | 2% | 5/250 x annual salary |
| 10 | 4% | 10 / 250 x annual salary |
| 15 | 8% | 20 / 250 x annual salary |
| 20,25,30,35,40,45 | 12% | 30 / 250 x annual salary |

Financial Assumptions

It is difficult to predict future investment returns and health care cost inflation rates. The relationship between them is more stable and therefore easier to predict. GRAP 25 requires that financial assumptions be based on market expectations at the Valuation Date for the period over which the liability obligations are to be settled.

Discount Rate: GRAP 25 stipulates that the choice of this rate should be derived from government bond yields consistent with the estimated term of the employee benefit liabilities. However, where there is no deep market in government bonds with a sufficiently long maturity to match the estimated term of all the benefit payments, current market rates of the appropriate term should be used to discount shorter term payments, and the discount rate for longer maturities should be estimated by extrapolating current market rates along the yield curve.

Consequently, a discount rate of 8.42% per annum has been used. The first step in the derivation of this yield is to calculate the liability-weighted average of the yields corresponding to the actual terms until payment of long service awards, for each employee. The 8.42% is then derived as the liability-weighted average of the yields derived in the first step. The corresponding liability-weighted index-linked yield is 2.55%. These rates do not reflect any adjustment for taxation. These rates were deduced from the yield curve obtained from the Johannesburg Stock Exchange after the market close on 30 June 2017.

Salary Inflation Rate: This assumption is more stable relative to the growth in Consumer Price Index (CPI) than in absolute terms. In most industries, experience has shown, that over the long-term, salary inflation is between 1.0% and 1.5% above CPI inflation. The expected inflation assumption of 5.24% was obtained from the differential between market yields on index-linked bonds (2.55%) consistent with the estimated terms of the liabilities and those of nominal bonds (8.42%) with a risk premium adjustment for the uncertainty implicit in guaranteeing real increases (0.50%). Therefore, expected inflation is determined as $((1+8.42\%-0.50\%)/(1+2.55\%))-1$. Thus, a general salary inflation rate of 6.24% per annum over the expected term of the liability has been assumed, which is 1.00% higher than the estimate of CPI inflation over the same term. This assumption reflects a net discount rate of 2.05%.

It has been assumed that the next salary increase will take place on 1 July 2018.

Demographic Assumptions

Demographic assumptions are required about the future characteristics of current employees who are eligible for LSA.

Promotional Salary Scale: The annual inflation rates below are in addition to the General Salary Inflation assumption of 7.14% per annum for all employees.

Pre-retirement Mortality: SA85-90 ultimate table, adjusted down for female lives. Average Retirement Age: The normal retirement age is 65. It has been assumed that employees will retire at age 63 on average, which implicitly makes an allowance for expected rates of early and illhealth retirement.


MSUKALIGWA LOCAL MUNICIPALITY

(Registration number MP302)

Annual Financial Statements for the year ended June 30, 2019

Notes to the Annual Financial Statements

Figures in Rand



2019

2018

6. Employee benefit obligations (continued)

The amounts recognised in the statement of financial position are as follows:

| | | |
|---|---------------------|---------------------|
| Carrying value | | |
| Present value of the defined benefit obligation-wholly unfunded | (64,758,971) | (66,181,280) |
| | (64,758,971) | (66,181,280) |
| Non-current liabilities | (61,189,588) | (62,174,986) |
| Current liabilities | (3,569,383) | (4,006,294) |
| | (64,758,971) | (66,181,280) |

Net expense recognised in the statement of financial performance

| | | |
|--------------------------|--------------------|------------------|
| Current service cost | 2,907,737 | 3,185,334 |
| Past service cost | (4,006,294) | (4,136,095) |
| Interest cost | 5,989,061 | 5,745,894 |
| Actuarial (gains) losses | (6,312,813) | (1,312,123) |
| | (1,422,309) | 3,483,010 |

Calculation of actuarial gains and losses

| | | |
|---------------------------------------|--------------------|------------------|
| Actuarial (gains) losses – Obligation | (1,422,309) | 3,483,010 |
| | (1,422,309) | 3,483,010 |

7. Inventories

| | | |
|------------------|------------------|-------------------|
| Work in progress | - | 4,051,189 |
| Inventories | 9,681,908 | 9,080,062 |
| Water | 78,304 | 81,453 |
| | 9,760,212 | 13,212,704 |

| | | |
|--|-----------|------------|
| Carrying value of inventories carried at fair value less costs to sell | 9,760,212 | 13,212,704 |
|--|-----------|------------|

Inventory pledged as security

None of the inventory has been pledged as security.

MSUKALIGWA LOCAL MUNICIPALITY

(Registration number MP302)

Annual Financial Statements for the year ended June 30, 2019

Notes to the Annual Financial Statements

| Figures in Rand | 2019 | 2018 |
|--|--------------------|--------------------|
| 8. Receivables from exchange transactions | | |
| Trade debtors | 16,988,986 | 14,200,807 |
| Sundry debtors | 1,181,027 | 732,795 |
| Consumer debtors - Electricity | 18,584,355 | 18,363,175 |
| Consumer debtors - Water | 10,320,400 | 10,544,725 |
| Consumer debtors - Sewerage | 5,069,910 | 4,007,699 |
| Consumer debtors - Refuse | 3,947,770 | 3,848,860 |
| Consumer debtors - Other | 81,197,737 | 82,590,615 |
| | 137,290,185 | 134,288,676 |

Trade and other receivables pledged as security

There are no consumer debtors pledged as security for overdraft facilities.

Credit quality of trade and other receivables

Trade receivables

Counterparties with external credit rating (Moody's)

| | | |
|------|-------------------|-------------------|
| Baa3 | 58,157,058 | 55,294,880 |
| | 58,157,058 | 55,294,880 |


Fair value of trade and other receivables

| | | |
|-----------------------------|------------|------------|
| Trade and other receivables | 58,157,058 | 55,294,880 |
|-----------------------------|------------|------------|

Trade and other receivables impaired

Movement of trade and other receivables impaired are as follows:

| | | |
|--------------------------------|------------|------------|
| Consumer debtors - Electricity | 36,361,423 | 11,061,298 |
| Consumer debtors - Water | 9,523,791 | 24,468,966 |
| Consumer debtors - Sewerage | 11,074,315 | 10,380,481 |
| Consumer debtors - Refuse | 5,895,012 | 9,971,952 |
| Consumer debtors - Other | 12,584,297 | 13,521,646 |

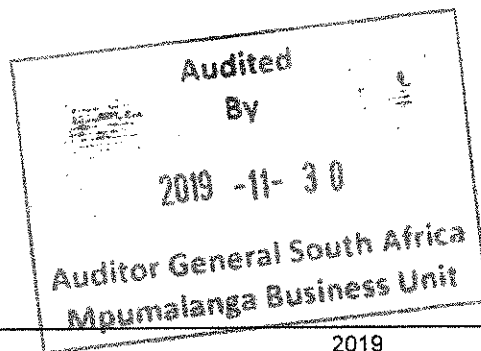


MSUKALIGWA LOCAL MUNICIPALITY

(Registration number MP302)

Annual Financial Statements for the year ended June 30, 2019

Notes to the Annual Financial Statements



Figures in Rand

2019

2018

9. Receivables from non-exchange transactions

| | | |
|--------------------------|-------------------|-------------------|
| Traffic Fines | 170,563 | 228,931 |
| Consumer debtors - Rates | 17,074,149 | 13,832,139 |
| | 17,244,712 | 14,061,070 |

10. VAT receivable

| | | |
|-----|-------------------|-------------------|
| VAT | 50,301,818 | 60,120,882 |
| | 50,301,818 | 60,120,882 |

MSUKALIGWA LOCAL MUNICIPALITY

(Registration number MP302)

Annual Financial Statements for the year ended June 30, 2019

Notes to the Annual Financial Statements

Audited

By

2019 -11- 30

Auditor General South Africa
Mpumalanga Business Unit

N-T

Figures in Rand

2019

2018

11. Consumer debtors disclosure**Gross balances**

| | | |
|--------------------------------|--------------------|--------------------|
| Consumer debtors - Rates | 115,221,946 | 75,618,513 |
| Consumer debtors - Electricity | 130,179,055 | 108,051,429 |
| Consumer debtors - Water | 160,737,721 | 134,871,257 |
| Consumer debtors - Sewerage | 91,362,266 | 76,370,203 |
| Consumer debtors - Refuse | 94,884,316 | 81,538,251 |
| Consumer debtors - Other | 88,592,232 | 73,489,189 |
| | 680,977,536 | 549,938,842 |

Less: Allowance for impairment

| | | |
|--------------------------------|----------------------|----------------------|
| Consumer debtors - Rates | (98,147,797) | (61,786,374) |
| Consumer debtors - Electricity | (111,594,700) | (89,688,254) |
| Consumer debtors - Water | (150,417,321) | (124,326,532) |
| Consumer debtors - Sewerage | (86,292,356) | (72,362,504) |
| Consumer debtors - Refuse | (90,936,546) | (77,689,391) |
| Consumer debtors - Other | (7,394,495) | 9,101,426 |
| | (544,783,215) | (416,751,629) |

Net balance

| | | |
|--------------------------------|--------------------|--------------------|
| Consumer debtors - Rates | 17,074,149 | 13,832,139 |
| Consumer debtors - Electricity | 18,584,355 | 18,363,175 |
| Consumer debtors - Water | 10,320,400 | 10,544,725 |
| Consumer debtors - Sewerage | 5,069,910 | 4,007,699 |
| Consumer debtors - Refuse | 3,947,770 | 3,848,860 |
| Consumer debtors - Other | 81,197,737 | 82,590,615 |
| | 136,194,321 | 133,187,213 |

Included in above is receivables from exchange transactions

| | | |
|-------------|--------------------|--------------------|
| Electricity | 18,584,355 | 18,363,175 |
| Water | 10,320,400 | 10,544,725 |
| Sewerage | 5,069,910 | 4,007,700 |
| Refuse | 3,947,770 | 3,848,860 |
| Other | 81,197,737 | 82,590,615 |
| | 119,120,172 | 119,355,075 |

Included in above is receivables from non-exchange transactions (taxes and transfers)

| | | |
|-------|-------------------|-------------------|
| Rates | 17,074,149 | 13,832,139 |
| | 17,074,149 | 13,832,139 |


Net balance**136,194,321 133,187,214****Rates**

| | | |
|----------------------|-------------------|-------------------|
| Current (0 -30 days) | 13,543,749 | 10,553,439 |
| 31 - 60 days | 3,792,160 | 2,568,787 |
| 61 - 90 days | 3,286,154 | 2,331,433 |
| 91 - 120 days | 2,803,490 | 2,201,442 |
| 121 - 365 days | 13,156,373 | 10,189,302 |
| > 365 days | 78,640,019 | 47,774,110 |
| Consumer impairment | (98,147,796) | (61,786,374) |
| | 17,074,149 | 13,832,139 |

MSUKALIGWA LOCAL MUNICIPALITY

(Registration number MP302)

Annual Financial Statements for the year ended June 30, 2019

Notes to the Annual Financial Statements

N.T.

| Figures in Rand | 2019 | 2018 |
|--|-------------------|-------------------|
| 11. Consumer debtors disclosure (continued) | | |
| Electricity | | |
| Current (0 -30 days) | 18,072,170 | 16,399,159 |
| 31 - 60 days | 2,445,727 | 1,819,243 |
| 61 - 90 days | 1,987,540 | 1,546,450 |
| 91 - 120 days | 1,927,220 | 1,592,471 |
| 121 - 365 days | 10,722,695 | 8,750,217 |
| > 365 days | 95,023,704 | 77,943,890 |
| Consumer impairment | (111,594,701) | (89,688,255) |
| | 18,584,355 | 18,363,175 |
| Water | | |
| Current (0 -30 days) | 9,643,624 | 8,176,495 |
| 31 - 60 days | 2,523,225 | 7,462,919 |
| 61 - 90 days | 2,881,214 | 2,491,066 |
| 91 - 120 days | 2,725,233 | 2,993,506 |
| 121 - 365 days | 15,513,389 | 13,597,293 |
| > 365 days | 127,451,036 | 100,149,978 |
| Consumer impairment | (150,417,321) | (124,326,532) |
| | 10,320,400 | 10,544,725 |
| Sewerage | | |
| Current (0 -30 days) | 5,404,850 | 4,313,654 |
| 31 - 60 days | 1,841,123 | 1,314,104 |
| 61 - 90 days | 1,711,311 | 1,225,687 |
| 91 - 120 days | 1,606,502 | 1,195,161 |
| 121 - 365 days | 8,192,723 | 6,622,362 |
| > 365 days | 72,605,756 | 61,699,235 |
| Consumer impairment | (86,292,355) | (72,362,504) |
| | 5,069,910 | 4,007,699 |
| Refuse | | |
| Current (0 -30 days) | 4,702,758 | 4,085,150 |
| 31 - 60 days | 1,442,491 | 1,210,703 |
| 61 - 90 days | 1,353,091 | 1,137,901 |
| 91 - 120 days | 1,316,790 | 1,115,483 |
| 121 - 365 days | 7,233,930 | 6,202,582 |
| > 365 days | 78,832,849 | 67,786,433 |
| Consumer impairment | (90,934,139) | (77,689,392) |
| | 3,947,770 | 3,848,860 |
| Other | | |
| Current (0 -30 days) | 1,910,485 | 4,393,504 |
| 31 - 60 days | 286,122 | 2,355,582 |
| 61 - 90 days | 221,880 | 2,300,173 |
| 91 - 120 days | 525,103 | 1,743,513 |
| 121 - 365 days | 6,134,434 | 7,748,893 |
| > 365 days | 40,017,310 | 54,947,525 |
| Consumer impairment | 32,102,403 | 9,101,425 |
| | 81,197,737 | 82,590,615 |

MSUKALIGWA LOCAL MUNICIPALITY

(Registration number MP302)

Annual Financial Statements for the year ended June 30, 2019

Notes to the Annual Financial Statements

Audited

By

2019 -11- 30

Auditor General South Africa
Mpumalanga Business Unit

MT

Figures in Rand

2019

2018

11. Consumer debtors disclosure (continued)**Reconciliation of allowance for impairment**

Balance at beginning of the year

(416,751,629) (452,245,715)

Contributions to allowance

(128,082,215) (35,494,086)

544,783,215 416,751,629**12. Cash and cash equivalents**

Cash and cash equivalents consist of:

Cash on hand

33,520

33,520

Bank balances

24,500,412

1,295,946

Short-term deposits

-

1,113,022

24,533,932**2,442,488****Credit quality of cash at bank and short term deposits, excluding cash on hand**

The credit quality of cash at bank and short term deposits, excluding cash on hand that are neither past due nor impaired can be assessed by reference to external credit ratings (if available) or historical information about counterparty default rates:

Credit rating

Baa3

26,565,343

2,408,968

26,565,343**2,408,968****The municipality had the following bank accounts****Account number / description****Bank statement balances****Cash book balances**


| | June 30, 2019 | June 30, 2018 | June 30, 2017 | June 30, 2019 | June 30, 2018 | June 30, 2017 |
|--|-------------------|------------------|------------------|-------------------|------------------|------------------|
| Standard Bank Business - 031077110 | 26,565,343 | 1,295,946 | 1,940,972 | 24,500,412 | 1,295,946 | 1,940,972 |
| Standard Bank - Market link - 335515525 | - | 657,665 | 86,289 | - | - | 86,289 |
| Standard Bank - Call Account - 738887536-017 | - | 455,357 | 115,536 | - | - | 115,536 |
| Total | 26,565,343 | 2,408,968 | 2,142,797 | 24,500,412 | 1,295,946 | 2,142,797 |

MSUKALIGWA LOCAL MUNICIPALITY

(Registration number MP302)

Annual Financial Statements for the year ended June 30, 2019

Notes to the Annual Financial Statements



| Figures in Rand | 2019 | 2018 |
|-----------------|------|------|
|-----------------|------|------|

13. Unspent conditional grants and receipts

Unspent conditional grants and receipts comprises of:

Unspent conditional grants and receipts

| | | |
|---|------------------|------------------|
| Municipal Infrastructure Grant | 1,518,438 | - |
| Sport and Recreation Grant - National Lottery | 700,000 | 700,000 |
| Integrated National Electrification Programme | 2,951,203 | 15,000 |
| Extended Public Works Programme | - | 937,293 |
| | 5,169,641 | 1,652,293 |

Movement during the year

| | | |
|--------------------------------------|------------------|------------------|
| Balance at the beginning of the year | 1,652,293 | 2,589,586 |
| Additions during the year | 95,965,000 | 78,580,435 |
| Income recognition during the year | (92,447,652) | (79,517,728) |
| | 5,169,641 | 1,652,293 |

The nature and extent of government grants recognised in the annual financial statements and an indication of other forms of government assistance from which the municipality has directly benefited; and

Unfulfilled conditions and other contingencies attaching to government assistance that has been recognised.

See note 24 or reconciliation of grants from National/Provincial Government.

These amounts are invested in a ring-fenced investment until utilised.

14. Provisions

Reconciliation of provisions - 2019

| | Opening Balance | Change in discount factor | Total |
|------------------------------|-------------------|---------------------------|-------------------|
| Environmental rehabilitation | 56,438,511 | 5,171,884 | 61,610,395 |
| | 56,438,511 | 5,171,884 | 61,610,395 |

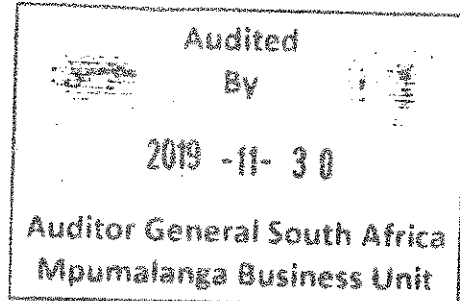
Reconciliation of provisions - 2018

| | Opening Balance | Change in discount factor | Total |
|------------------------------|-------------------|---------------------------|-------------------|
| Environmental rehabilitation | 54,516,230 | 1,922,281 | 56,438,511 |
| | 54,516,230 | 1,922,281 | 56,438,511 |

MSUKALIGWA LOCAL MUNICIPALITY

(Registration number MP302)

Annual Financial Statements for the year ended June 30, 2019

Notes to the Annual Financial Statements

Figures in Rand 2019 2018

15. Payables from exchange transactions

| | | |
|--------------------------------|--------------------|--------------------|
| 13th Cheque Accrual | 2,681,512 | 3,358,067 |
| Deposits received | 123,571 | 113,863 |
| Employee related accruals | 2,071,065 | 5,030,150 |
| Leave Pay Accrual | 2,742,426 | 10,077,018 |
| Other Creditors | 41,261,916 | 38,921,943 |
| Other payables | 3,417,750 | - |
| Payments received in advanced | 10,562,489 | 9,657,780 |
| Retentions and Guarantees held | 10,893,888 | 9,659,937 |
| Third Party Accruals | 817 | - |
| Trade payables | 774,641,222 | 686,174,058 |
| | 848,396,656 | 762,992,816 |

16. Consumer deposits

| | | |
|-------------|-------------------|-------------------|
| Electricity | 15,996,573 | 15,454,808 |
| | 15,996,573 | 15,454,808 |

17. Revenue

| | | |
|------------------------------------|--------------------|--------------------|
| Agency services | 11,536,218 | 11,870,220 |
| Government grants & subsidies | 246,144,895 | 212,483,893 |
| Interest received | 33,059,846 | 26,789,450 |
| Other income | 13,512,138 | 20,801,473 |
| Property rates | 110,344,038 | 103,235,135 |
| Rental of facilities and equipment | 2,068,262 | 2,068,070 |
| Service charges | 319,831,756 | 305,564,661 |
| Fines | 5,992,084 | 3,381,205 |
| | 742,489,237 | 686,194,107 |

| | | |
|------------------------------------|-------------|-------------|
| Agency services | 11,536,218 | 11,870,220 |
| Interest received | 33,059,846 | 26,789,450 |
| Other income | 13,512,138 | 20,801,473 |
| Rental of facilities and equipment | 2,068,262 | 2,068,070 |
| Service charges | 319,831,756 | 305,564,661 |

The amount included in revenue arising from exchanges of goods or services are as follows:

| | | |
|--|--------------------|--------------------|
| | 380,008,220 | 367,093,874 |
|--|--------------------|--------------------|

The amount included in revenue arising from non-exchange transactions is as follows:

| | | |
|-------------------------------|--------------------|--------------------|
| Taxation revenue | | |
| Property rates | 110,344,038 | 103,235,135 |
| Transfer revenue | | |
| Government grants & subsidies | 246,144,895 | 212,483,893 |
| Fines | 5,992,084 | 3,381,205 |
| | 362,481,017 | 319,100,233 |

MSUKALIGWA LOCAL MUNICIPALITY

(Registration number MP302)

Annual Financial Statements for the year ended June 30, 2019

Notes to the Annual Financial Statements

Audited
By
2019 -11- 30
Auditor General South Africa
Mpumalanga Business Unit

N.T.


| Figures in Rand | 2019 | 2018 |
|---|--------------------|--------------------|
| 18. Service charges | | |
| Refuse removal | 26,901,157 | 23,847,838 |
| Sale of electricity | 203,049,461 | 195,165,710 |
| Sale of water | 57,341,220 | 58,642,272 |
| Sewerage and sanitation charges | 32,539,918 | 27,908,841 |
| | 319,831,756 | 305,564,661 |
| 19. Rental of facilities and equipment | | |
| Premises | | |
| Premises | 1,691,490 | 1,609,415 |
| | 1,691,490 | 1,609,415 |
| Facilities and equipment | | |
| Rental of equipment | 376,772 | 458,655 |
| | 376,772 | 458,655 |
| | 2,068,262 | 2,068,070 |
| 20. Other income | | |
| Advertising | 224,547 | 145,910 |
| Tender Fees | 442,244 | 124,273 |
| Connection and reconnection fees | 5,518,862 | 9,449,676 |
| Fire brigade services | 2,089,794 | 2,655,123 |
| Valuation services | 172,828 | - |
| Photo copies | 313,637 | 489,084 |
| Sundry income | 4,750,226 | 7,937,407 |
| | 13,512,138 | 20,801,473 |
| 21. Interest revenue | | |
| Interest revenue | | |
| Cash and cash equivalents | 3,136,412 | 1,203,141 |
| Interest charged on trade and other receivables | 29,923,434 | 25,586,309 |
| | 33,059,846 | 26,789,450 |

MSUKALIGWA LOCAL MUNICIPALITY

(Registration number MP302)

Annual Financial Statements for the year ended June 30, 2019

Notes to the Annual Financial Statements



Figures in Rand

2019

2018

22. Property rates

Rates received

| | | |
|--------------------------|--------------------|--------------------|
| Residential | 37,930,011 | 35,001,563 |
| Commercial | 40,720,565 | 38,605,027 |
| State | 25,097,454 | 23,906,286 |
| Small holdings and farms | 6,336,671 | 5,518,984 |
| Property rates | 259,337 | 203,275 |
| | 110,344,038 | 103,235,135 |

Valuations

| | | |
|-------------|-----------------------|-----------------------|
| Residential | 6,143,067,000 | 6,603,361,000 |
| State | 1,264,005,000 | 1,270,850,000 |
| Municipal | 219,480,000 | 215,383,000 |
| Church | 150,625,000 | 25,800,000 |
| Agriculture | 3,272,279,000 | 3,447,309,000 |
| Business | 1,960,326,000 | 2,110,202,000 |
| PSI | 57,469,000 | 59,084,000 |
| | 13,067,251,000 | 13,731,989,000 |

The last general valuation came into effect on 1 July 2015. Interim valuations are processed on an annual basis to take into account changes in individual property values due to alterations and subdivisions.


The general valuation role has been extended for 1 year from 1 July 2019 until 30 June 2020. The new general valuation role will be implemented on 01 July 2020.

MSUKALIGWA LOCAL MUNICIPALITY

(Registration number MP302)

Annual Financial Statements for the year ended June 30, 2019

Notes to the Annual Financial Statements



Figures in Rand

| | 2019 | 2018 |
|--|------|------|
|--|------|------|

23. Government grants and subsidies

Operating grants

| | | |
|--|--------------------|--------------------|
| Equitable share | 154,338,293 | 134,855,751 |
| Financial Management Grant | 2,215,000 | 2,145,000 |
| Municipal System Improvement Grant | 2,583,450 | - |
| Local Government Sector Education and Training Authority Grant | 326,297 | 369,435 |
| Expanded Public Works Programme Incentive Grant | 2,006,000 | 520,707 |
| | 161,469,040 | 137,890,893 |

Capital grants

| | | |
|---|--------------------|--------------------|
| Water Services Infrastructure Grant | 30,000,000 | - |
| Municipal Infrastructure Grant | 47,567,112 | 53,608,000 |
| Integrated National Electrification Programme | 7,108,743 | 20,985,000 |
| | 84,675,855 | 74,593,000 |
| | 246,144,895 | 212,483,893 |

Conditional and Unconditional

Included in above are the following grants and subsidies received:

| | | |
|-------------------------------|--------------------|--------------------|
| Conditional grants received | 95,965,000 | 78,580,435 |
| Unconditional grants received | 154,338,293 | 134,855,751 |
| | 250,303,293 | 213,436,186 |

Equitable Share

In terms of the Constitution, this grant is used to subsidise the provision of basic services to indigent community members.

Financial Management Grant

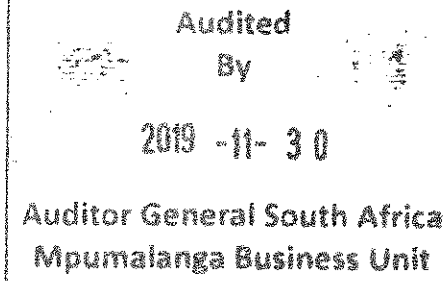
| | | |
|---|-------------|-------------|
| Current-year receipts | 2,215,000 | 2,145,000 |
| Conditions met - transferred to revenue | (2,215,000) | (2,145,000) |
| | - | - |

The purpose of the FMG is to promote and support municipal financial management reforms and assist municipalities with the implementation of the MFMA.

MSUKALIGWA LOCAL MUNICIPALITY

(Registration number MP302)

Annual Financial Statements for the year ended June 30, 2019

Notes to the Annual Financial Statements

N.T.

Figures in Rand

2019

2018

23. Government grants and subsidies (continued)**Expanded Public Works Programme Incentive Grant**

| | | |
|---|-------------|-------------|
| Balance unspent at beginning of year | - | 937,293 |
| Current-year receipts | 2,006,000 | 1,275,678 |
| Conditions met - transferred to revenue | (2,006,000) | (1,275,678) |
| Other | - | (937,293) |

The Expanded Public Works Programme Incentive Grant is one of government's key programmes aimed at providing poverty and income relief through temporary work for the unemployed. The Expanded Public Works Programme Incentive Grant is a nationwide programme covering all spheres of government and SOEs. The programme provides an important avenue for labour absorption and income transfers to poor households, in the short to medium-term.

Municipal Infrastructure Grant

| | | |
|---|------------------|--------------|
| Current-year receipts | 51,669,000 | 37,490,249 |
| Conditions met - transferred to revenue | (50,150,562) | (37,490,249) |
| | 1,518,438 | - |

The Municipal Systems Improvement Grant (MSIG) is a conditional grant directed to selected Local and District municipalities. The purpose of the grant is to support municipalities in implementing new systems as provided in the Municipal Systems Act, Municipal Structures Act and other related local government policy and legislation so that they can carry mandated functions effectively.

Water Services Infrastructure Grant

| | | |
|---|--------------|---|
| Current-year receipts | 30,000,000 | - |
| Conditions met - transferred to revenue | (30,000,000) | - |
| | - | - |

Local Government Sector Education and Training Authority Grant

| | | |
|---|-----------|-----------|
| Current-year receipts | 369,435 | 326,297 |
| Conditions met - transferred to revenue | (369,435) | (326,297) |
| | - | - |

Sport and Recreation Grant - National Lottery

| | | |
|--------------------------------------|----------------|----------------|
| Balance unspent at beginning of year | 700,000 | 700,000 |
| | 700,000 | 700,000 |

The grant has been provided by the National Lottery to fund the refurbishment of the public swimming pool.

Grant 8

Conditions still to be met - remain liabilities (see note 13).

Provide explanations of conditions still to be met and other relevant information.


Integrated National Electrification Grant

MSUKALIGWA LOCAL MUNICIPALITY

(Registration number MP302)

Annual Financial Statements for the year ended June 30, 2019

Notes to the Annual Financial Statements



| Figures in Rand | 2019 | 2018 |
|--|------------------|---------------|
| 23. Government grants and subsidies (continued) | | |
| Balance unspent at beginning of year | 15,000 | 15,000 |
| Current-year receipts | 10,075,000 | 21,000,000 |
| Conditions met - transferred to revenue | (7,123,797) | (21,000,000) |
| Transferred to equitable share | (15,000) | - |
| | 2,951,203 | 15,000 |

The Neighbourhood Development Programme (NDP) Unit was established in 2006 and is responsible for managing the Neighbourhood Development Partnership Grant (NDPG).

The NDPG is driven by the notion that public investment and funding can be used creatively to attract private and community investment to unlock the social and economic potential in targeted underserved neighbourhoods, generally townships. This in turn will not only improve the quality of life of residents but also contribute to South Africa's economic performance. The purpose of the grant is to therefore fund, support and facilitate the planning and development of neighbourhood development programmes and projects that provide catalytic infrastructure to leverage such third party public and private sector investment for future and more sustainable development.

MSUKALIGWA LOCAL MUNICIPALITY

(Registration number MP302)


Annual Financial Statements for the year ended June 30, 2019

Notes to the Annual Financial Statements

Figures in Rand

2019

2018

**24. Employee related costs**

| | | |
|---|--------------------|--------------------|
| Accommodation, subsistence and other allowances | 7,921,239 | 6,847,541 |
| Acting allowances | 2,215,635 | 2,607,870 |
| Basic | 108,554,393 | 98,715,600 |
| Bonus | 7,771,603 | 7,580,222 |
| Car allowance | 9,627,260 | 7,629,989 |
| Defined contribution plans | 11,237,238 | 16,669,410 |
| Group Insurance | 1,849,692 | 1,638,734 |
| Housing benefits and allowances | 1,352,781 | 1,338,117 |
| Medical aid - company contributions | 9,567,825 | 9,203,388 |
| Other payroll levies | 59,927 | 53,493 |
| Overtime payments | 22,928,186 | 18,123,545 |
| Pension Fund | 21,333,472 | 19,012,757 |
| SDL | 1,735,313 | 1,577,946 |
| UIF | 1,021,356 | 947,927 |
| | 207,175,920 | 191,946,539 |

Remuneration of municipal manager

| | | |
|---|------------------|------------------|
| Annual Remuneration | 1,153,179 | 1,087,585 |
| Contributions to UIF, Medical and Pension Funds | 96,389 | 64,180 |
| Other | - | 154,142 |
| Car Allowance | 117,226 | (53,294) |
| | 1,366,794 | 1,252,613 |

Remuneration of chief finance officer

| | | |
|---|------------------|------------------|
| Annual Remuneration | 903,227 | 905,596 |
| Car Allowance | 78,690 | 72,000 |
| Contributions to UIF, Medical and Pension Funds | 234,558 | 232,188 |
| Other | - | 10,489 |
| Acting allowance | 8,486 | - |
| | 1,224,961 | 1,220,273 |

Remuneration of the General manager - Public Safety

| | | |
|---|---|----------------|
| Annual Remuneration | - | 180,811 |
| Contributions to UIF, Medical and Pension Funds | - | 5,090 |
| Car Allowance | - | 10,000 |
| | - | 195,901 |

Remuneration of the General manager - Corporate Services

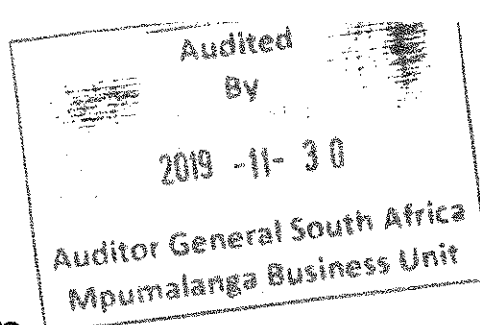
| | | |
|---|----------------|----------------|
| Annual Remuneration | 202,442 | 136,177 |
| Acting allowance | 48,627 | - |
| Contributions to UIF, Medical and Pension Funds | 43,526 | 35,049 |
| Other | - | 24,674 |
| Car Allowance | 24,000 | - |
| Performance Bonuses | - | (39,218) |
| | 318,595 | 156,682 |

MSUKALIGWA LOCAL MUNICIPALITY

(Registration number MP302)

Annual Financial Statements for the year ended June 30, 2019

Notes to the Annual Financial Statements



| Figures in Rand | 2019 | 2018 |
|--|-------------------|-------------------|
| 24. Employee related costs (continued) | | |
| Remuneration of the General manager - Community and Health | | |
| Annual Remuneration | 347,549 | 834,117 |
| Contributions to UIF, Medical and Pension Funds | 77,204 | 185,290 |
| Car Allowance | 65,000 | 156,000 |
| | 489,753 | 1,175,407 |
| Remuneration of the General manager - Technical Services | | |
| Annual Remuneration | 339,352 | 814,445 |
| Contributions to UIF, Medical and Pension Funds | 76,017 | 180,962 |
| Car Allowance | 75,000 | 180,000 |
| Performance Bonuses | - | 31,800 |
| | 490,369 | 1,207,207 |
| 25. Remuneration of councillors | | |
| Executive Mayor | 903,872 | 846,497 |
| Mayoral Committee Members | 3,436,257 | 3,231,926 |
| Speaker | 731,976 | 694,729 |
| Councillors | 10,073,127 | 9,407,605 |
| | 15,145,232 | 14,180,757 |
| 26. Depreciation | | |
| Property, plant and equipment | 123,887,445 | 120,626,554 |
| 27. Impairment of assets | | |
| Impairments | | |
| Property, plant and equipment | (1,262,867) | (914,825) |
| Trade and other receivables - Traffic Fines Impairment | 5,279,157 | 2,873,118 |
| <p>An amendment to IGRAP 1, require the Msukaligwa Local Municipality to account for Traffic Fine Income on the accrual basis.</p> <p>The Standard of GRAP on Revenue from Non-exchange Transactions (Taxes and Transfers) (GRAP 23), requires that revenue is recognised when it is probable that future economic benefits or service potential will flow to the entity and these benefits can be measured.</p> <p>IGRAP 1 clarifies that an entity should recognise the full amount of revenue at the transaction date when there is uncertainty about the entity's ability to collect such revenue based on past history, as the entity has an obligation to collect all revenue due to it.</p> <p>Entities should not consider or assess the probability of collecting revenue at the transaction date because this is a subsequent measurement event. Subsequent to initial recognition and measurement, an entity should assess the collectability of the revenue and recognise an impairment loss where appropriate.</p> <p>The municipality therefore accounted for each fine issued on the accrual basis, however the probability was assessed and it was found that the current year cash received from fines related to less than 12% of fines issued. Therefore the receivable created was impaired in full.</p> | | |
| | 4,016,290 | 1,958,293 |

MSUKALIGWA LOCAL MUNICIPALITY

(Registration number MP302)

Annual Financial Statements for the year ended June 30, 2019

Notes to the Annual Financial Statements

Figures in Rand

Audited
By
2019 -11- 30
Auditor General South Africa
Mpumalanga Business Unit

2019 2018

28. Finance costs

| | | |
|--|-------------------|-------------------|
| Finance leases | - | 10,295 |
| Interest on Environmental rehabilitation | 5,171,884 | 4,737,730 |
| Trade and other payables | 29,591,637 | 44,047,367 |
| | 34,763,521 | 48,795,392 |

29. Debt impairment

| | | |
|--|--------------------|-------------------|
| Contributions to debt impairment provision | 128,082,308 | 35,494,086 |
| | 128,082,308 | 35,494,086 |

30. Bulk purchases

| | | |
|-------------|--------------------|--------------------|
| Electricity | 216,497,974 | 175,729,414 |
| Water | 70,086,570 | 77,962,805 |
| | 286,584,544 | 253,692,219 |

31. Contracted services

| | | |
|---------------------|-------------------|-------------------|
| Specialist Services | 15,420,087 | 19,213,786 |
| Other Contractors | 9,300,880 | 12,268,844 |
| | 24,720,967 | 31,482,630 |

32. General expenses

| | | |
|---|--------------------|--------------------|
| Advertising | 511,396 | 258,809 |
| Auditors remuneration | 4,968,805 | 3,975,610 |
| Bank charges | 2,268,455 | 2,002,341 |
| Conferences and seminars | 825,433 | 1,269,148 |
| Consulting and professional fees | 1,386,072 | 1,235,557 |
| Discount allowed | 918,189 | 291,300 |
| Fuel and oil | 6,608,460 | 5,056,065 |
| Hire | 1,599,500 | 1,899,063 |
| IT expenses | 6,409,240 | 9,503,687 |
| Insurance | 4,237,607 | 4,229,656 |
| Internal billing | 1,950,143 | - |
| Motor vehicle expenses | 1,796,785 | 1,310,307 |
| Other expenses | 1,761,762 | 2,090,593 |
| Personel fees | 814,150 | 684,837 |
| Postage and courier | 1,338,588 | 1,026,617 |
| Printing and stationery | 359,663 | 477,323 |
| Protective clothing | 1,122,741 | 783,056 |
| Repairs and maintenance | 34,088,537 | 42,226,068 |
| Security (Guarding of municipal property) | 19,307,354 | 22,432,986 |
| Software expenses | 3,020,629 | 5,281,773 |
| Subscriptions and membership fees | 2,037,003 | 2,050,250 |
| Telephone and fax | 1,343,613 | 934,088 |
| Travel - local | 1,479,473 | 1,529,403 |
| | 100,153,598 | 110,548,537 |


33. Auditors' remuneration

| | | |
|------|------------------|------------------|
| Fees | 4,968,805 | 3,975,610 |
| | 4,968,805 | 3,975,610 |

MSUKALIGWA LOCAL MUNICIPALITY

(Registration number MP302)

Annual Financial Statements for the year ended June 30, 2019

Notes to the Annual Financial Statements

Figures in Rand

2019

2018

34. Cash generated from operations

| | | |
|--|--------------------|-------------------|
| Deficit | (191,431,271) | (123,866,211) |
| Adjustments for: | | |
| Depreciation and amortisation | 123,901,221 | 120,626,554 |
| (Loss) on sale of assets and liabilities | 3,908,374 | (2,350,321) |
| Finance costs - Finance leases | - | 10,295 |
| Impairment deficit | 4,016,290 | 1,958,293 |
| Debt impairment | 128,082,308 | 35,494,086 |
| Movements in retirement benefit assets and liabilities | (1,422,309) | 3,483,010 |
| Movements in provisions | 5,171,884 | 1,922,281 |
| Other non-cash items | 19,032,721 | - |
| Changes in working capital: | | |
| Inventories | (3,452,492) | 701,924 |
| Receivables from exchange transactions | (75,992,287) | (91,591,463) |
| Consumer debtors | (3,183,642) | (3,353,569) |
| Receivables from non-exchange transactions | (3,183,642) | (3,353,569) |
| Payables from exchange transactions | 85,403,840 | 54,817,491 |
| VAT | 66,768,063 | 42,535,756 |
| Unspent conditional grants and receipts | 3,517,348 | 15,000 |
| Consumer deposits | 541,765 | 1,698,773 |
| | 161,678,171 | 38,748,330 |

35. Financial instruments disclosure**Categories of financial instruments****2019****Financial assets**

| | At fair value | At amortised cost | Total |
|--|-------------------|--------------------|--------------------|
| Trade and other receivables from exchange transactions | - | 137,290,185 | 137,290,185 |
| Other receivables from non-exchange transactions | - | 17,244,712 | 17,244,712 |
| Cash and cash equivalents | 24,533,932 | - | 24,533,932 |
| | 24,533,932 | 154,534,897 | 179,068,829 |

Financial liabilities

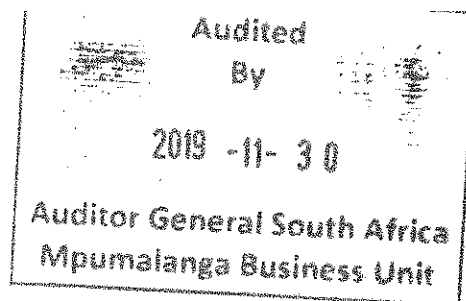
| | At amortised cost | Total |
|---|-------------------|-------------|
| Trade and other payables from exchange transactions | 848,396,656 | 848,396,656 |

MSUKALIGWA LOCAL MUNICIPALITY

(Registration number MP302)

Annual Financial Statements for the year ended June 30, 2019

Notes to the Annual Financial Statements



Figures in Rand

2019

2018

35. Financial instruments disclosure (continued)

2018

Financial assets

| | At fair value | At amortised cost | Total |
|--|------------------|----------------------|--------------------|
| Trade and other receivables from exchange transactions | - | 134,288,676 | 134,288,676 |
| Other receivables from non-exchange transactions | - | 14,061,070 | 14,061,070 |
| Cash and cash equivalents | 2,442,488 | - | 2,442,488 |
| | 2,442,488 | 148,349,746 | 150,792,234 |

Financial liabilities


| | At amortised cost | Total |
|---|----------------------|--------------------|
| Trade and other payables from exchange transactions | 762,992,816 | 762,992,816 |
| Consumer deposits | 15,454,808 | 15,454,808 |
| Unspent conditional grant | 1,652,293 | 1,652,293 |
| Employee benefit obligation | 66,181,280 | 66,181,280 |
| | 846,281,197 | 846,281,197 |

MSUKALIGWA LOCAL MUNICIPALITY

(Registration number MP302)

Annual Financial Statements for the year ended June 30, 2019

Notes to the Annual Financial Statements



| Figures in Rand | 2019 | 2018 |
|--|-------------------|-------------------|
| 36. Commitments | | |
| Authorised capital expenditure | | |
| Already contracted for but not provided for | | |
| • Property, plant and equipment | 35,036,777 | 60,937,881 |
| | 35,036,777 | 60,937,881 |
| Total capital commitments | | |
| Already contracted for but not provided for | 35,036,777 | 60,937,881 |
| | 35,036,777 | 60,937,881 |
| Authorised operational expenditure | | |
| Already contracted for but not provided for | | |
| • Spatial planning | 551,777 | - |
| • Motor vehicle expenses | 647,989 | - |
| • Other expenses | 54,168,605 | - |
| | 55,368,371 | - |
| Total operational commitments | | |
| Already contracted for but not provided for | 55,368,371 | - |
| | 55,368,371 | - |
| Total commitments | | |
| Total commitments | | |
| Authorised capital expenditure | 35,036,777 | 60,937,881 |
| Authorised operational expenditure | 55,368,371 | - |
| | 90,405,148 | 60,937,881 |

This committed expenditure relates to plant and equipment and will be financed by available National grants, bank facilities, retained surpluses, existing cash resources and funds internally generated.

Operating leases - as lessee (expense)

| | | |
|-------------------------------------|----------------|------------------|
| Minimum lease payments due | | |
| - within one year | 688,000 | 1,032,000 |
| - in second to fifth year inclusive | - | 688,000 |
| | 688,000 | 1,720,000 |

Operating lease payments represent rentals payable by the municipality for certain of its office equipment. Leases are negotiated for an average term of three (3) years. No contingent rent is payable.


MSUKALIGWA LOCAL MUNICIPALITY

(Registration number MP302)

Annual Financial Statements for the year ended June 30, 2019

Notes to the Annual Financial Statements

Figures in Rand



37. Contingencies

Contingent liabilities

| Citation of parties | Nature of detail of case | Attorney dealing with the matter for the Municipality | Citation at court | Potential liability | Status |
|--|--|---|--|---------------------|--|
| The new housing company v Msukaligwa Local Municipality. | This issue involves land that was earmarked for business and churches but was later disposed of or allocated in a manner which was not in line with the development and the agreement reached in 1995. NEWCHO as the developer is intending to sue the Municipality for damages. The Municipality was served with summons in 2015. Civil Case (Breach of contract) | TMN Kgomo and Associates | The new housing company v Msukaligwa Local Municipality. | 6,483,579 | Summons were issued. Notice of intention to defend was filed. Plea was filed. Discovery has been done. The matter is in the pre-trial stage. |
| JJ Meyer v Msukaligwa Local Municipality | An Employee of the Municipality was electrocuted while on duty on the 27th of May 2011. He is claiming damages alleging that he was injured as a result of the sole negligence of the Municipality. MEYER CIVIL CASE | TMN Kgomo and Associates | JJ Meyer v Msukaligwa Local Municipality | 1,220,500 | Summons were issued. Notice of intention to defend was filed. Plea was filed. PENDING |

MSUKALIGWA LOCAL MUNICIPALITY

(Registration number MP302)

Annual Financial Statements for the year ended June 30, 2019

Notes to the Annual Financial Statements

| |
|---|
| Audited By 2019 -11- 30 Auditor General South Africa Mpumalanga Business Unit |
|---|

N.T.

| Figures in Rand | 2019 | 2018 |
|--|--|--|
| Samwu obo Hlophe and Others v Msukaligwa Local Municipality | Action was taken by Sefalafala SAMWU on behalf of Attorneys Hlophe and others against the municipality for losses due to unlawful variation of the terms of the employment in 2011. The municipality is opposing the claims and pleadings are currently still exchanged, the matter has not been set down for a trial date. | Samwu obo Hlophe and Others v Msukaligwa Local Municipality |
| | LABOUR MATTER | |
| Readwell Sipho Radebe v Msukaligwa Local Municipality and the Minister of Police | The Plaintiff is suing Mhlongo Khumalo the Municipality together with the Minister of Police for pain and suffering as a result of injuries sustained when he was detained in custody as a result of the case of theft of the machine of the Municipality. | Readwell Sipho Radebe v Msukaligwa Local Municipality and the Minister of Police |
| | READWELL SIPHO RADEBE | |
| Alphabet Street Properties 89 (trading as REGUCOM) v Msukaligwa Local Municipality | This matter comes from the procurement processes on debt collection wherein the Plaintiff submitted a tender for that service. The Plaintiff realised that they were appointed after seeing their name on the website as part of those who were awarded the tender. They are suing the Municipality for future loss of income. REGUCOM | Alphabet Street Properties 89 (trading as REGUCOM) v Msukaligwa Local Municipality |

800,000 This matter is still pending in the labour Court. However an information was supplied to our attorneys that we were paying the employees 1.5 prior to 2011 and from 2013. Then further information will be provided on the amount outstanding for that period. A meeting has been held on the 13th of November 2014 with a view to have an amicable solution on this matter. As the Municipality we need to do a calculation. A detailed report will be presented to Council on this matter. PENDING

6,000,000 Summons were issued Notice of intention to defend was filed Plea was filed The matter is at the pleading stage

50,000,000 The notice of intention to defend has already been filed and the matter is pending in the High Court. PENDING

MSUKALIGWA LOCAL MUNICIPALITY

(Registration number MP302)

Annual Financial Statements for the year ended June 30, 2019

Notes to the Annual Financial Statements

Audited
By
2019 -11- 30
Auditor General South Africa
Mpumalanga Business Unit

N.T.

| Figures in Rand | | | 2019 | 2018 |
|---|---|--------------------------|---|--|
| Altimax v Msukaligwa Local Municipality | This matter is alleged breach of contract by and Associates Altimax in that the Municipality is failing or has failed to pay outstanding payment for services rendered in 2015. | TMN Kgomo and Associates | Altimax v Msukaligwa Local Municipality | 2,739,639 |
| | ALTIMAX | | | Summons were issued Notice of intention to defend was filed Plea was filed The review application was set down for hearing on the 09th of May 2019 and judgement has been reserved to be issued in the next 2 to three weeks. On the 26th of June 2019 judgement was granted in favour of Altimax and the Municipality has filed the notice of intention to appeal the judgement. PENDING |
| A Vermaak v Msukaligwa Local Municipality | A resident while walking on the road she fell into a hole in 2014. It is alleged to be as a result of the negligence of the Municipality not to mark the area where it was working with the red tape. | TMN Kgomo and Associates | A Vermaak v Msukaligwa Local Municipality | 400,000 |
| | A VERMAAK | | | Summons were issued Notice of intention to defend was filed Plea was filed The discovery process has been finalised and the matter is ready for hearing. The Plaintiff has filed the notice of withdrawal of the matter and that each party to pay its own costs PENDING |
| Bronwyn Voges v Msukaligwa Municipality | A vehicle belonging to the resident was involved in the accident as a result of the negligence of the Municipality not to mark the area where it was working with the red tape in 2014. | TMN Kgomo and Associates | Bronwyn Voges v Msukaligwa Municipality | 162,385 |
| | B VOGES | | | Summons were issued Notice of intention to defend was filed Plea was filed Judgement on the merits was awarded in favour of the Plaintiff and the matter is pending on the quantum. PENDING |

MSUKALIGWA LOCAL MUNICIPALITY

(Registration number MP302)

Annual Financial Statements for the year ended June 30, 2019

Notes to the Annual Financial Statements

| |
|---|
| Audited By 2019 -11- 30 Auditor General South Africa Mpumalanga Business Unit |
|---|

N.T.

Figures in Rand

2019

2018

| | | | | | |
|--|--|--------------------------|--|-------------|---|
| Simon Lebhesu Mokoena v Msukaligwa Local Municipality | The employees of the Municipality went on a protest which turned violent and there was damage to property of the Municipality in 2013. As result there were employees who were arrested for that. Some of the employees were withdrawn from the case and others were acquitted. Then one of the employees is suing the Municipality for unlawful arrest. | TMN Kgomo and Associates | Simon Lebhesu Mokoena v Msukaligwa Local Municipality | 65,000 | Summons were issued and the matter is defended Pending |
| Dumazile Agnes Ngwenya v Msukaligwa Local Municipality | Children were playing in Thusiville and one of them was electrocuted by the electricity line in 2015 and he suffered damages in the form of the pain and suffering and future loss of income. | Mohlala Attorneys | Dumazile Agnes Ngwenya v Msukaligwa Local Municipality | 25,000,000 | Summons were issued Notice of intention to defend was filed Plea was filed Discovery has been finalised The matter is case managed and the trial date is the 05th of August 2019. |
| T Nel v Msukaligwa Local Municipality | A resident's motor vehicle was involved in an accident in 2014 and as a result the resident suffered damages. | Mohlala Attorneys | T Nel v Msukaligwa Local Municipality | 600,000 | Summons were issued Notice of intention to defend was filed Plea was filed The discovery affidavit needs to be finalised PENDING |
| Department of Water and Sanitation v Msukaligwa Local Municipality | The Municipality was served with summons from the Department of Water and Sanitation suing the Municipality for the payment of R 184 124 516.50 for the outstanding amount in the supply of bulk water since 2002. | TMN Kgomo and Associates | Department of Water and Sanitation v Msukaligwa Local Municipality | 184,124,517 | Notice of intention to defend was filed Plea was filed The matter is pending in the High Court in Middleburg. The Municipality is engaging with the Department for a possible settlement. |

MSUKALIGWA LOCAL MUNICIPALITY

(Registration number MP302)

Annual Financial Statements for the year ended June 30, 2019

Notes to the Annual Financial Statements

Figures in Rand

Audited

By

2019 -11- 30

Auditor General South Africa
Mpumalanga Business Unit

2019 2018

| | | | | | |
|---|--|---------------------------|---|------------|---|
| H Strydom and Others v Msukaligwa Local Municipality | The Municipality is sued for negligence as a result of not maintaining the electricity infrastructure which resulted in the damage of properties of the residents when the electricity was switched on in 2010. | TMN Kgomo and Associates | H Strydom and Others v Msukaligwa Local Municipality | 311,467 | Summons were issued Notice of intention to defend was filed Pleas were filed Discovery has been done The matters are pending in Msukaligwa Magistrate's Court and this matter is set down for hearing on the 26th of June 2019. |
| H STRYDOM AND 15 OTHERS | This is the application for the review of the Contract which was entered into in terms of regulation 32 of the SCM regulation of 2005. The Respondents have indicated an intention to lodge a counter claim but no summons have been issued yet. | Mhlongo Khumalo Attorneys | Msukaligwa Local Municipality v I4 Power Technologies | 47,500,000 | Notice of motion was issued by the Municipality. A section 3 notice was filed by I4 Power. The pleadings have been exchanged between the parties and the matter is ready for set down. |
| Openserve (trading as TELKOM) v Msukaligwa Local Municipality | i4 Power Technology (Pty) Ltd The Municipality is sued for the damage caused on the Telkom lines when the employees were fixing the damages water pipes. | Mohlala Attorneys | Openserve (trading as TELKOM) v Msukaligwa Local Municipality | 230,423 | Summons were issued. Notice of intention to defend was filed. Plea was filed. The pleadings have been exchanged and the matter is now at the discovery stage. |
| Nkosinathi Lukhele v Msukaligwa Local Municipality | OPENSERVE (TELKOM) Damages to vehicle due to potholes in the road. Nkosinathi Lukhele | Mhlongo Khumalo Attorneys | Nkosinathi Lukhele v Msukaligwa Local Municipality | 83,800 | Summons were issued. Notice of intention to defend was filed. Plea was filed. The matter has been defended and the Plaintiff has not taken any further action since 2017 |
| EPH's Security Services v Msukaligwa Local Municipality | The Municipality is sued for the amount outstanding after the contract on the provision of security services expired. EPHS SECURITY SERVICES | Mhlongo Khumalo Attorneys | EPH's Security Services v Msukaligwa Local Municipality | 13,317,860 | The summons were issued Notice of intention to defend was filed Application for summary judgement which was defended The matter will be heard on the 02nd of August 2019. |

Total Contingent liabilities

339,039,170


MSUKALIGWA LOCAL MUNICIPALITY

(Registration number MP302)

Annual Financial Statements for the year ended June 30, 2019

Notes to the Annual Financial Statements

| Figures in Rand | | 2019 | 2018 |
|---|---|---|---|
| Contingent assets | | | |
| Msukaligwa Local Municipality v V Dan Construction and Others | The service providers Gildenhuys did a shoddy work in Malatjie the construction of the water reservoir which resulted in the reservoir to burst out. At that stage the service providers had already been paid a certain sum of money for the job. Municipality is claiming back the money already paid to the service providers (consultants and the contractor). Vdan Construction & others | Msukaligwa Local Municipality v V Dan Construction and Others | 5,687,831 |
| | | | Summons were issued by the Municipality. Notice of intention to defend was filed. Plea was filed. The pleadings have been exchanged and the matter is now at the discovery stage. |
| Total contingent assets | | | 5,689,831 |



N.T.

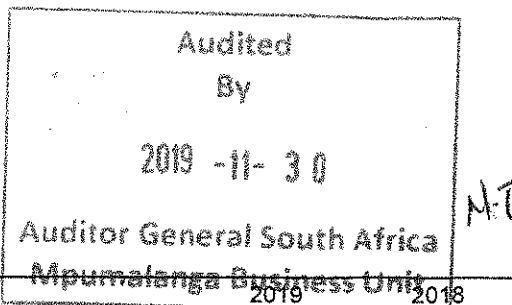
MSUKALIGWA LOCAL MUNICIPALITY

(Registration number MP302)

Annual Financial Statements for the year ended June 30, 2019

Notes to the Annual Financial Statements

Figures in Rand



38. Related parties

Relationships

Accounting Officer

Refer to accounting officer's report note
Ms. G.J. Majola

Members of key management


Executive Mayor and MMC - Finance - Cllr. B.J. Mkhaliphi
Speaker - Cllr. M.P. Nkosi
Chief Whip - Cllr. P.E. Mashiane
MMC - Corporate services
Cllr. J.A. Bal
MMC - Finance - Cllr. B.J. Mkhaliphi
MMC - Technical Services - Cllr. E.C. Sizane
MMC - Community and social services - Cllr. T.A. Mnisi
MMC - Planning Economic Development - Cllr. J.S. Bongwe
Cllr. J.D.A. Blignaut
Cllr. M.J. Blose
Cllr. Z. Breytenbach
Cllr. G.S. Greyling
Cllr. B.I. Jiyane
Cllr. L.N.V. Kubheka
Cllr. F.J. Mabasa
Cllr. D. Mabunda
Cllr. B.I. Mabuza
Cllr. M.E. Madonsela
Cllr. N.H. Magagula
Cllr. L.S. Mahlangu
Cllr. L.A. Maseko
Cllr. M.Z.M. Mashiane
Cllr. P.E. Mashiane
Cllr. V.V. Mazibuko
Cllr. T.J. Madlala
Cllr. P.F. Moloyi
Cllr. T.C. Motha
Cllr. B.n.n. Ndlovu
Cllr. D.M. Nkambule
Cllr. T. Nkosi
Cllr. Z.J. Nkosi
Cllr. J.J. Nzimande
Cllr. P.T. Sibeko
Cllr. B.J.M. Sithole
Cllr. H.F. Swart
Cllr. D.J. Litau
Cllr. M.R. Yende
Cllr. Z.K. Dhludhi
Cllr. N.E. Nkosi - Deceased - 23 February 2019
Cllr. M. Sibiys - Resigned - 12 December 2018
Cllr. J.T. Soko - Resigned - 04 September 2018

Key management information

Executive Mayor
Municipal Manager

Cllr. B.J. Mkhaliphi
Ms. G.J. Majola

Remuneration of management



MSUKALIGWA LOCAL MUNICIPALITY

(Registration number MP302)

Annual Financial Statements for the year ended June 30, 2019

Notes to the Annual Financial Statements


Figures in Rand

38. Related parties (continued)

Councillors/Mayoral committee members

2019

| Name | Basic salary | Other short-term employee benefits | Post-employment benefits | Total |
|---|--------------|------------------------------------|--------------------------|---------|
| Executive Mayor and MMC Finance - Cllr. B.J. Mkhaliphi | 560,525 | 259,268 | 84,079 | 903,871 |
| Speaker - Cllr. M.P. Nkosi | 440,794 | 216,294 | 74,887 | 731,975 |
| Chief Whip - Cllr. P.E. Mashiane | 420,393 | 205,551 | 126,118 | 752,062 |
| MMC - Corporate Services - Cllr. J.A. Bal | 411,635 | 205,551 | 63,059 | 680,245 |
| MMC - Technical Services and Development and planning - Cllr. J.S. Bongwe | 420,393 | 205,551 | 63,059 | 689,003 |
| MMC - Community and social services - Cllr. T.A. Mnisi | 398,176 | 205,551 | 85,300 | 689,027 |
| MMC - Technical Services - Cllr. E.C. Msezane | 420,393 | 205,551 | 63,059 | 689,003 |
| Cllr. T.J. Madlala | 177,382 | 112,398 | 26,607 | 316,390 |
| Cllr. Z.K. Dhludhlu | 39,419 | 24,777 | 11,826 | 76,022 |
| Cllr. J.D.A. Blignaut | 122,713 | 112,398 | 81,281 | 316,390 |
| Cllr. M.J. Blose | 177,385 | 103,998 | 26,608 | 307,990 |
| Cllr. Z. Breydenbach | 177,385 | 112,398 | 26,607 | 316,391 |
| Cllr. G.S. Greyling | 177,385 | 112,398 | 26,607 | 316,391 |
| Cllr. B.J. Jiyane | 177,385 | 112,398 | 26,607 | 316,391 |
| Cllr. L.N.V. Kubheka | 177,385 | 112,398 | 26,608 | 316,391 |
| Cllr. D.J. Litau | 194,822 | 130,058 | 61,935 | 386,816 |
| Cllr. F.J. Mabasa | 177,385 | 122,398 | 26,608 | 316,391 |
| Cllr. D. Mabunda | 177,385 | 112,398 | 26,608 | 316,391 |
| Cllr. B.I. Mabuza | 177,385 | 112,398 | 26,608 | 316,391 |
| Cllr. M.E. Madonsela | 131,754 | 112,398 | 72,239 | 316,390 |
| Cllr. N.H. Magagula | 209,806 | 124,546 | 31,471 | 365,823 |
| Cllr. L.S. Mahlangu | 177,385 | 112,398 | 26,608 | 316,391 |
| Cllr. L.A. Maseko | 177,375 | 112,398 | 26,608 | 316,390 |
| Cllr. M.Z.M. Mashiane | 177,385 | 112,398 | 26,608 | 316,390 |
| Cllr. V.V. Mazibuko | 177,385 | 112,398 | 26,608 | 316,390 |
| Cllr. L.D. Mndebele | 227,645 | 131,664 | 34,146 | 393,455 |



MSUKALIGWA LOCAL MUNICIPALITY

(Registration number MP302)

Annual Financial Statements for the year ended June 30, 2019

Notes to the Annual Financial Statements


Figures in Rand

38. Related parties (continued)

| | | | | |
|--|------------------|------------------|------------------|-------------------|
| Cllr. M.R. Yende | 121,448 | 81,755 | 18,217 | 221,420 |
| Cllr. P.F. Moloyi | 177,385 | 112,398 | 26,608 | 316,390 |
| Cllr. T.C. Motha | 227,645 | 131,664 | 34,146 | 393,456 |
| Cllr. B.N.N. Ndlovu | 142,454 | 112,398 | 61,539 | 316,389 |
| Cllr. D.M. Nkambule | 177,385 | 112,398 | 26,608 | 316,390 |
| Cllr. N.E. Nkosi - Deceased - 23 February 2019 | 118,256 | 74,932 | 17,738 | 210,927 |
| Cllr. T. Nkosi | 177,385 | 112,398 | 26,608 | 316,390 |
| Cllr. Z.J. Nkosi | 227,645 | 131,664 | 34,146 | 393,456 |
| Cllr. J.J. Nzimande | 177,385 | 112,398 | 26,608 | 316,390 |
| Cllr. P.T. Sibeko | 216,596 | 131,664 | 45,194 | 393,456 |
| Cllr. M. Sibiya - Resigned - 12 December 2018 | 85,218 | 47,199 | 12,792 | 145,209 |
| Cllr. B.J.M. Sithole | 198,137 | 119,515 | 29,721 | 347,373 |
| Cllr. J.T. Soko - Resigned - 04 September 2018 | 28,427 | 15,497 | 4,264 | 48,188 |
| Cllr. H.F. Swart | 177,385 | 112,398 | 26,608 | 316,390 |
| | 8,557,211 | 5,010,210 | 1,589,156 | 15,145,232 |

2018

| Name | Basic salary | Bonuses and performance related payments | Other short-term employee benefits | Post-employment benefits | Total |
|---|--------------|--|------------------------------------|--------------------------|---------|
| Executive Mayor - Cllr. M.S. Nkosi | 139,364 | 22,456 | 57,390 | 9,450 | 228,660 |
| Executive Mayor - Cllr. B.J. Mkhailphi | 391,047 | 57,105 | 145,934 | 23,750 | 617,836 |
| Speaker - Cllr. M.P. Nkosi | 423,676 | 72,171 | 165,282 | 33,600 | 694,729 |
| Chief Whip - Cllr. P.E. Mashiane | 404,225 | 60,634 | 154,953 | 33,600 | 653,412 |
| MMC - Community and social services - Cllr. T.A. Mnisi | 386,157 | 82,390 | 151,263 | 33,600 | 653,410 |
| MMC Community Services- Cllr. J.A. Bal | 404,225 | 60,634 | 154,953 | 33,600 | 653,412 |
| MMC - Corporate services and finance - Cllr. E.C. Msezane | 404,225 | 60,634 | 154,953 | 33,600 | 653,412 |
| MMC - Technical Services and Development and planning - Cllr. L.P. Mnisi | 269,484 | 40,423 | 103,301 | 22,400 | 435,608 |
| MMC - Technical Services and Development and planning - Cllr. J.S. Bongwe | 113,009 | 16,951 | 43,320 | 9,394 | 182,674 |
| Cllr. D.J. Litau | 144,417 | 51,730 | 65,382 | 27,600 | 289,129 |
| Cllr. Z. Breydenbach | 170,562 | 25,584 | 65,382 | 27,600 | 289,128 |
| Cllr. F.J. Mabasa | 170,562 | 25,584 | 65,382 | 27,600 | 289,128 |



MSUKALIGWA LOCAL MUNICIPALITY

(Registration number MP302)

Annual Financial Statements for the year ended June 30, 2019

Notes to the Annual Financial Statements

Figures in Rand

38. Related parties (continued)

| | | | | | |
|-----------------------|------------------|------------------|------------------|------------------|-------------------|
| Cllr. D. Mabunda | 170,562 | 25,584 | 65,382 | 27,600 | 289,128 |
| Cllr. B.I. Mabuza | 170,562 | 25,584 | 65,382 | 27,600 | 289,128 |
| Cllr. G.S. Greyling | 170,562 | 25,584 | 65,382 | 27,600 | 289,128 |
| Cllr. M.E. Madonsela | 133,052 | 63,094 | 65,382 | 27,600 | 289,128 |
| Cllr. N.H. Magagula | 170,562 | 25,584 | 65,382 | 27,600 | 289,128 |
| Cllr. L.S. Mahlangu | 170,562 | 25,584 | 65,382 | 27,600 | 289,128 |
| Cllr. L.A. Maseko | 170,562 | 25,584 | 65,382 | 27,600 | 289,128 |
| Cllr. M.Z.M. Mashiane | 170,562 | 25,584 | 65,382 | 27,600 | 289,128 |
| Cllr. M.Z.M. Mazibuko | 170,562 | 25,584 | 65,382 | 27,600 | 289,128 |
| Cllr. L.D. Mndebele | 218,889 | 32,833 | 83,907 | 27,600 | 363,229 |
| Cllr. T.J. Mnisi | 218,889 | 32,833 | 83,907 | 27,600 | 363,229 |
| Cllr. P.F. Moloyi | 170,562 | 25,584 | 65,382 | 27,600 | 289,128 |
| Cllr. T.C. Motha | 218,889 | 32,833 | 83,907 | 27,600 | 363,229 |
| Cllr. B.N.N. Ndlovu | 138,485 | 57,662 | 65,382 | 27,600 | 289,129 |
| Cllr. N.E. Nkosi | 170,562 | 25,584 | 65,382 | 27,600 | 289,128 |
| Cllr. T. Nkosi | 170,562 | 25,584 | 65,382 | 27,600 | 289,128 |
| Cllr. Z.J. Nkosi | 218,889 | 32,833 | 83,907 | 27,600 | 363,229 |
| Cllr. J.J. Nzimande | 170,562 | 25,584 | 65,382 | 27,600 | 289,128 |
| Cllr. P.T. Sibeko | 211,991 | 39,731 | 83,907 | 27,600 | 363,229 |
| Cllr. M. Sibuya | 170,562 | 25,584 | 65,382 | 27,600 | 289,128 |
| Cllr. B.J.M. Sithole | 218,889 | 32,833 | 83,907 | 27,600 | 363,229 |
| Cllr. J.T. Soko | 170,562 | 25,584 | 65,382 | 27,600 | 289,128 |
| Cllr. H.F. Swart | 170,562 | 25,584 | 65,382 | 27,600 | 289,128 |
| Cllr. D.M. Nkambule | 170,562 | 25,584 | 65,382 | 27,600 | 289,128 |
| Cllr. B.I. Jiyane | 170,562 | 25,584 | 65,382 | 27,600 | 289,128 |
| Cllr. L.N.V. Kubheka | 120,559 | 75,615 | 65,382 | 27,600 | 289,156 |
| Cllr. J.D.A. Blignaut | 170,562 | 25,584 | 65,382 | 27,600 | 289,128 |
| Cllr. M.J. Blose | 170,562 | 25,584 | 65,382 | 27,600 | 289,128 |
| | 8,360,163 | 1,462,659 | 3,269,341 | 1,088,594 | 14,180,757 |

39. Prior-year adjustments

Presented below are those items contained in the statement of financial position, statement of financial performance and cash flow statement that have been affected by prior-year adjustments:

MSUKALIGWA LOCAL MUNICIPALITY

(Registration number MP302)


Annual Financial Statements for the year ended June 30, 2019

Notes to the Annual Financial Statements

Figures in Rand

2019

2018

**39. Prior-year adjustments (continued)****Statement of financial position****2019**

| | Note | As previously reported | Correction of error | Reclassification on | Restated |
|--------------------------------|------|------------------------|---------------------|---------------------|----------------------|
| Land | | 189,904,660 | (56,509,413) | - | 133,395,247 |
| Operating building | | - | 90,050,873 | - | 90,050,873 |
| Community | | 148,958,440 | (11,350,604) | - | 137,607,835 |
| Electrical | | 258,480,042 | 89,514,441 | - | 347,994,483 |
| Roads | | 408,515,238 | 165,193,815 | - | 573,709,053 |
| Sanitation | | 369,707,568 | 21,133,602 | - | 390,841,169 |
| Solid waste | | - | 10,288,664 | - | 10,288,664 |
| Storm water | | - | 104,086,914 | - | 104,086,914 |
| Water supply | | 16,853 | 559,713,849 | - | 559,730,702 |
| Water purification | | 256,774,553 | (256,774,553) | - | - |
| Computer equipment | | 1,476,865 | 198,529 | - | 1,675,394 |
| Furniture and office equipment | | 1,531,550 | 3,268,436 | - | 4,799,985 |
| Machinery and equipment | | 321,831 | 1,143,061 | - | 1,464,891 |
| Transport | | 9,792,196 | 14,466,313 | - | 24,258,508 |
| Work in progress | | 114,892,412 | (114,892,409) | - | - |
| Other | | 103,840 | (103,840) | - | - |
| Investment property | | 13,733,228 | 300,220,345 | - | 313,953,573 |
| Third party accruals | | 585,671 | - | (585,671) | - |
| Other Creditors | | 48,491,258 | - | (9,569,315) | 38,921,943 |
| Retention | | 13,965,439 | (7,744,773) | - | 6,220,666 |
| Provision | | 77,845,932 | (21,407,421) | - | 56,438,511 |
| Trade payables | | 795,020,953 | (119,001,881) | 10,154,986 | 686,174,058 |
| 13th Cheque Accrual | | 4,577,836 | (1,219,769) | - | 3,358,067 |
| Leave Pay Accrual | | 13,689,785 | (3,612,768) | - | 10,077,017 |
| | | 2,728,386,150 | 766,661,411 | - | 3,495,047,553 |

Statement of financial performance**2019**

| | Note | As previously reported | Correction of error | Restated |
|-----------------------------|------|------------------------|---------------------|--------------------|
| Depreciation | | 80,160,815 | 40,465,739 | 120,626,554 |
| Bulk purchases | | 271,067,913 | (15,079,212) | 255,988,701 |
| Interest on Landfill | | 23,329,702 | (18,501,972) | 4,737,730 |
| Surplus for the year | | 374,558,430 | 6,884,555 | 381,352,985 |

Cash flow statement**2019**

| | Note | As previously reported | Reclassification on |
|--|------|------------------------|---------------------|
| Cash flow from investing activities | | | |
| Purchase of property plant and equipment | | 67,079,736 | 62,101,363 |
| Proceeds from sale of property plant and equipment | | 3,937,173 | 2,672,668 |
| | | 71,016,909 | 64,774,031 |

MSUKALIGWA LOCAL MUNICIPALITY

(Registration number MP302)

Annual Financial Statements for the year ended June 30, 2019

Notes to the Annual Financial Statements

Figures in Rand

2019

2018

39. Prior-year adjustments (continued)

Property Plant and Equipment

Assets in the prior year were found to be materially misstated, as a result, the full asset take on was carried out where all the assets were correctly, verified, accounted for and restated accordingly.

Irregular Expenditure

During the financial year the Municipality identified additional irregular expenditure in order to ensure the completeness of the expenditures disclosed in the register for the prior year. The exercise resulted in the irregular disclosed in the prior period to be increased by R31,586,120.20.

Unauthorised expenditure

The Municipality identified unauthorised expenditure incurred in the prior year which was not disclosed amounting to R 25,205,131.49, resulting with the unauthorised expenditure for the prior year increasing with the same amount.

Bulk purchases

During the year we reperformed the reconciliation of bulk purchases of water and electricity between the invoices and the accounting system and noted the discrepancies. This resulted in the decrease in bulk purchases by R15,079,211.97.

Payables from exchange transactions

Payables from exchange transactions were materially mistated in the prior year and have been restated to reflect the correct amounts.

Change in accounting policy

The following change in accounting policies occurred:

Investment property

Investment Property

During the year, the Municipality changed its accounting policy with respect to investment properties. The Municipality now applies the fair value model under which the investment property is not depreciated but valued with the implementation of the valuation roll to determine their fair value. Prior to this change in accounting policy the Municipality applied the cost model under which the investment property was carried at cost and depreciated.


The Municipality believes that the new policy is preferable as it more clearly reflects the value of the investment property. The impact of the change is primarily to more accurately reflect the value of the investment properties.

Provisions

Land fill provision was overstated in the prior year. The correction resulted with decrease of R16,235,537

Retention

Retention overstated in the prior year has been adjusted to R1,127,986



MSUKALIGWA LOCAL MUNICIPALITY

(Registration number MP302)

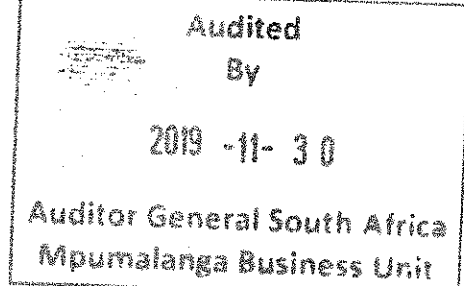
Annual Financial Statements for the year ended June 30, 2019

Notes to the Annual Financial Statements

Figures in Rand

2019

2018



40. Risk management

Capital risk management

The municipality's objectives when managing capital are to safeguard the municipality's ability to continue as a going concern in order to provide returns for members and benefits for other stakeholders and to maintain an optimal capital structure to reduce the cost of capital. The capital structure of the municipality consists of cash and cash equivalents and equity as disclosed in the statement of financial position.

Consistent with others in the industry, the municipality monitors capital on the basis of the debt: equity ratio. This ratio is calculated as net debt divided by total equity. Net debt is calculated as total borrowings (including current and non-current borrowings) as shown in the statement of financial position) less cash and cash equivalents. Total equity is represented in the statement of financial position. There are no externally imposed capital requirements.

There have been no changes to what the municipality manages as capital, the strategy for capital maintenance or externally imposed capital requirements from the previous year.

Gearing ratio:

The gearing ratios at 2019 and 2018 respectively were as follows:

| | | |
|---------------------------------|----------------|----------------|
| Less: Cash and cash equivalents | 24, 533 ,932 | -2,442,488 |
| Net debt | -1,121,977,384 | -1,051,314,758 |
| Total equity | 1,827,863,274 | 902,719,708 |
| Gearing ratio | 2.26 | 2.14 |

The gearing ratio of the municipality decreased due to DWARF and ESKOM liabilities respectively increasing. Management has entered into a settlement agreement with ESKOM to repay its debt, and are in continuous communication with DWA regarding the outstanding debt.

Financial risk management

The municipality's is expose to a variety of financial risks: market risk , fair value interest rate risk, cash flow interest rate risk and price risk, credit risk and liquidity risk, but the exposure is limited to the the municipality's management thereof. Due to largely, "non-trading nature" of activities and the way in which they are financed, municipalities are not exposed to the degree of financial risk faced by business entities. Financial instruments play a much more limited role in creating or changing risks that would be typical of listed companies to which the IAS's mainly apply. Generally, financial assets and liabilities are generated by day-to-day operational activities and are not held to manage the risks facing the municipality in undertaking its activities.

The Budget and Treasury Office monitors and manages the financial risks relating to the operations through internal policies and procedures. These risks include interest rate risk, credit risk and liquidity risk. Compliance with policies and procedures is reviewed by internal auditors on a continuous basis, and by external auditors annually. The municipality does not enter into or trade financial instruments for speculative purposes.

Internal audit, responsible for initiating a control framework and monitoring and responding to potential risk, reports monthly to the municipality's audit committee, an independent body that monitors the effectiveness of the internal audit function. For the year under review the municipaplity did not have a fully fuctional internal audit committee.

MSUKALIGWA LOCAL MUNICIPALITY

(Registration number MP302)

Annual Financial Statements for the year ended June 30, 2019

Notes to the Annual Financial Statements

| Figures in Rand | 2019 | 2018 |
|-----------------|------|------|
|-----------------|------|------|

40. Risk management (continued)

Liquidity risk

Liquidity risk is the risk that the municipality will not be able to meet its obligations as they fall due. The Municipality managing of liquidity is to ensure, as far as possible, that it will always have sufficient liquidity to meet its liabilities when due, under both normal and stressed conditions, without incurring unacceptable losses. Liquidity risk is managed by ensuring that all assets are reinvested at maturity at competitive interest rates in relation to cash flow requirements. Liabilities are managed by ensuring that all contractual payments are met on a timeous basis and, if required, additional new arrangements are established at competitive rates to ensure that cash flow requirements are met. The tables detail the municipality's remaining contractual maturity for its non-derivative financial liabilities. The tables have been drawn up based on the undiscounted cash flows of financial liabilities based on the earliest date on which the municipality can be required to pay. The table includes both interest and principal cash flows.

| As at 30 June 2019 | Less than 1 year | Between 1 and 2 years | Between 2 and 5 years | Over 5 years |
|--|---------------------|--------------------------|--------------------------|--------------|
| Payables from exchange transactions | 1,827,863,274 | - | - | - |
| Finance lease obligation | - | - | - | - |


| At 30 June 2018 | Less than 1 year | Between 1 and 2 years | Between 2 and 5 years | Over 5 years |
|--|---------------------|--------------------------|--------------------------|--------------|
| Payables from exchange transactions | 1,827,863,274 | - | - | - |
| Finance lease obligation | - | - | - | - |

Interest rate risk

As the municipality has no significant interest-bearing assets, the municipality's income received on interest on investments are dependent of changes in market interest rates.

To decrease interest rate risk exposure, investments is mostly done on a on a term not longer than six months. The current Interest rate shown below is the average interest earned during the year under review on call investment deposits and cash in current banking institutions.

The municipality earned on average 7.5% interest from various financial institutions.



N.T.


MSUKALIGWA LOCAL MUNICIPALITY

(Registration number MP302)

Annual Financial Statements for the year ended June 30, 2019

Notes to the Annual Financial Statements

Figures in Rand



40. Risk management (continued)

Cash flow interest rate risk

| Financial instrument | Current interest rate | Due in less than a year | Due in one to two years | Due in two to three years | Due in three to four years | Due after five years |
|--------------------------------------|-----------------------|-------------------------|-------------------------|---------------------------|----------------------------|----------------------|
| Cash in current banking institutions | Tiered | 24,533,932 | - | - | - | - |
| Call investment deposits | 7.5% | - | - | - | - | - |
| Other financial assets | % | - | - | - | - | - |

Credit risk

Credit risk is the risk of financial loss to the Municipality or counterparty to a financial instrument fails to meet its contractual obligations, and arises principally from the Municipality from customers and investment securities. The municipality has a sound credit control and debt collection policy and obtains sufficient collateral, where appropriate, as a means of mitigating the risk of financial loss from defaults. The municipality uses its own trading records to assess its major customers. The municipality's exposure of its counterparties are monitored regularly.

Each class of financial instrument is disclosed separately. Maximum exposure to credit risk not covered by collateral is specified. Financial instruments covered by collateral are specified. Credit risk consists mainly of cash deposits, cash equivalents. The municipality limits its counterparty exposures from its short-term investments (financial assets that are neither past due nor impaired) by only dealing with well-established financial institutions short term credit rating of BBB and long-term credit rating of AA- and higher at an International accredited credit rating agency. The municipality's exposure is continuously monitored and the aggregate value of transactions concluded is spread amongst different types of approved investments and institutions, in accordance with its investment policy. Consequently, the municipality is not exposure to any significant credit risk. Receivables and Other Debtors are individually evaluated annually at statement of financial position date for impairment or discounting. Trade and Other Receivables are amounts owed by consumers and are presented net of impairment losses. The municipality has a credit risk policy in place and the exposure to credit risk is monitored on an ongoing basis. There were material changes in the exposure to credit risk and its objectives, policies and processes for managing and measuring the risk during the year under review. The municipality's maximum exposure to credit risk is represented by the carrying value of each financial asset in the Statement of Financial Position, without taking into account the value of any collateral obtained. The municipality has no significant concentration of credit risk, and is not concentrated in any particular sector or geographical area. The municipality establishes an allowance for impairment that represents its estimate of anticipated losses in respect of trade and other receivables

Financial assets exposed to credit risk at year end were as follows:

| Financial instrument | 2019 | 2018 |
|--|------------|------------|
| Investments | - | - |
| Receivables from non-exchange transactions | 17,244,712 | 14,061,070 |
| Receivables from exchange transactions | 58,157,058 | 55,294,880 |
| Bank balances and cash | 24,533,932 | 2,442,488 |

MSUKALIGWA LOCAL MUNICIPALITY

(Registration number MP302)

Annual Financial Statements for the year ended June 30, 2019

Notes to the Annual Financial Statements

| Figures in Rand | 2019 | 2018 |
|-----------------|------|------|
|-----------------|------|------|

40. Risk management (continued)

The maximum credit and interest risk exposure in respect of the relevant financial instruments amounts to as indicated above.

| | | | |
|--|---|------------|------------|
| Trade and other receivables - Impairment | - | 5,279,157 | 2,873,118 |
| Debt Impairment on consumer debtors | | 80,983,165 | 74,990,984 |

No collateral held as security and any other credit enhancements


Market risk

Market risk is the risk that changes in market prices, such as foreign exchange rates, interest rates and equity prices will affect the Municipality's income or the value of its holdings of financial instruments. The objective of market risk management is to manage and control market risk exposures within acceptable parameters, while optimising the return. The maximum exposure to cash flow and fair value risk, price risk and foreign currency risk.

Price risk

The municipality is exposed to equity securities price risk because of investments held by the municipality and classified on the statement of financial position either as available for sale or at fair value through surplus or deficit. The municipality is not exposed to commodity price risk. To manage its price risk arising from investments in equity securities, the municipality diversifies its portfolio. Diversification of the portfolio is done in accordance with the limits set by the municipality. The municipality is not exposed to equity price risks arising from equity investments as the municipality does not trade these investments.

Surplus for the year would increase/decrease as a result of gains/losses on equity securities classified as at fair value through surplus or deficit. Other components of equity would increase/decrease as a result of gains/losses on equity securities classified as available for sale.



MSUKALIGWA LOCAL MUNICIPALITY

(Registration number MP302)

Annual Financial Statements for the year ended June 30, 2019

Notes to the Annual Financial Statements

Figures in Rand

Audited

By

2019 -11- 30

Auditor General South Africa
Mpumalanga Business Unit

N.T.

2019

2018

41. Going concern

We draw attention to the fact that at June 30, 2019, the municipality had an accumulated deficit of R 191,431,271 and that the municipality's total current liabilities exceed its current assets by R 603,002,587.

The annual financial statements have been prepared on the basis of accounting policies applicable to a going concern. This basis presumes that funds will be available to finance future operations and that the realisation of assets and settlement of liabilities, contingent obligations and commitments will occur in the ordinary course of business.

However, the municipality is facing financial crisis as well as contingent liability sitting at R 339,039,170.00 which we are uncertain about the outcome of the court.

The municipality would like to bring to your attention that, the Executive Council of Mpumalanga Provincial Government has intervened at Msukaligwa local Municipality in terms of section 139 (5) (9) of the constitution read with section 139 of the MFMA

There is a Financial Recovery Plan approved by the MEC and adopted by the municipal council. This is to ensure that the going concern of the municipality is maintained

Application of Key Assumptions

Financial Trend analysis

Negative operating losses

The following losses have occurred for the current and past result for Msukaligwa Local Municipality:

| Year | 2019 | 2018 |
|----------------------|---------------|---------------|
| Deficit for the year | (191,431,271) | (125,973,429) |

Although operating losses have occurred for the year, the Net Asset Value of each financial year is:

| Year | 2019 | 2018 |
|------------|---------------|---------------|
| Net Assets | 1,827,835,123 | 1,913,952,738 |

Based on the 2018/2019 Annual Budget submitted to treasury, the losses have now been accounted for and the A1 Schedule submitted do not indicate a financial loss.

Working Capital

Cash flows for the financial year

The cash flows Increased/(Decrease) on a year on year analysis is as follows:

| Year | 2019 | 2018 |
|--------------------|------------|-----------|
| Cash flow movement | 22,375,005 | (266,171) |

Adverse key financial ratios

The following financial ratios exist at year end:

| Key ratios | 2019 | 2018 |
|------------|------|------|
|------------|------|------|

MSUKALIGWA LOCAL MUNICIPALITY

(Registration number MP302)

Annual Financial Statements for the year ended June 30, 2019

Notes to the Annual Financial Statements

| Figures in Rand | 2019 | 2018 |
|-----------------|------|------|
|-----------------|------|------|

41. Going concern (continued)

LIQUIDITY RATIOS

| | | |
|-------------------------|-------|-------|
| Current Ratio | 0.14 | 0.17 |
| Quick Ratio | 0.11 | 0.16 |
| Defensive Interval Days | 57.27 | 69.35 |
| Altman Z Score | -0.60 | -0.44 |

ACTIVITY RATIOS

| | | |
|------------------------------|-------|-------|
| Accounts Receivable Turnover | 4.43 | 4.54 |
| Days Sales in Receivables | 85.91 | 80.45 |
| Operating Cycle Days | 85.91 | 80.45 |
| Asset Turnover | 0.33 | 0.33 |
| Financial Leverage Index | 1.38 | 2.14 |

Based on the above ratios, it clear, that although the municipality is incurring losses that no negative ratio's exists.

Other trends

Loan arrangements

The municipality did not have any loans and loan arrangements for the year.

Cancellation of credit terms with vendors

No creditors has cancelled any credit terms with the Municipality.

Financial Assistance

The municipality did not seek additional financial assistance during the financial year.

Disposal of Non-Current Assets (significant)

The municipality did not sell any significant asset during the year to increase cash flows.

Debt counselling

The municipality has a a repayment plan for Escom and Department of water debts.

Internal Matters

Labour matters

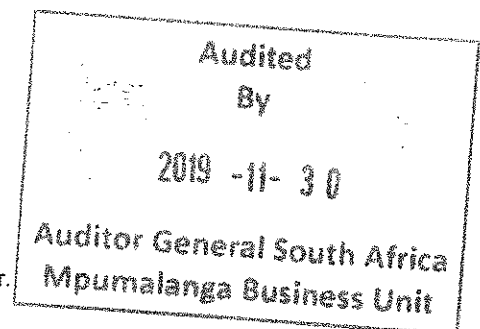
No foreseeable labour matters have occurred and are planned to occur during the next 12 months.

Commitments

The municipality has total commitments of R 90,405,148.

Operations

No need were identified during the past 12 months and the following 12 months to restructure the operations of the Municipality.



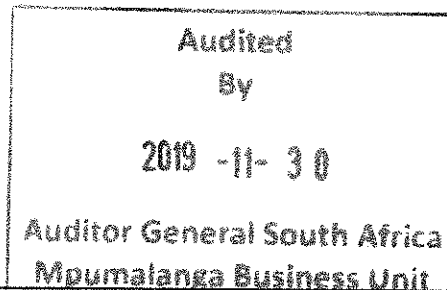
MSUKALIGWA LOCAL MUNICIPALITY

(Registration number MP302)

Annual Financial Statements for the year ended June 30, 2019

Notes to the Annual Financial Statements

Figures in Rand



2019

2018

41. Going concern (continued)

External Matters

Loss of key supplier

No key supplier has been lost during the financial year.

Budget

Budgeted income for 2019/20 is R 740,965,000 and 2020/21 R779,227,000.

Government funding

Based on the DoRa Allocation for the 2018/19 financial year, Treasury will continue with its approved Operational and Conditional Grants for the Municipality.

Conclusion

Based on all the above matters stated factually, it's clear that the municipality will continue as a going concern for the next 12 months.

42. Events after the reporting date

Unspent conditional grants

A total balance of unspent conditional grants of R4,469,641.00 was not approved by National Treasury. The money will be reverted back to National Revenue Fund by setting off Equitable Share allocation for the 2020 Financial year. Details of the conditional grant is no not 13 of these annual financial statements.

The council approved the disposal of asset for the financial year 2018/19 in August 2019.

43. Unauthorised expenditure

| | | |
|---|--------------------|--------------------|
| Opening balance | 580,501,703 | 555,296,572 |
| Overspending of the budget for the current year | 49,326,910 | 25,205,131 |
| | 629,828,613 | 580,501,703 |

44. Fruitless and wasteful expenditure

| | | |
|---|--------------------|--------------------|
| Opening Balance | 148,143,874 | 108,396,751 |
| Interest on arrear amount - Eskom | 10,138,046 | 3,780,436 |
| Interest and penalties on arrear amount - DWA | 11,174,656 | 35,841,804 |
| Other | 8,278,931 | 124,874 |
| | 177,735,507 | 148,143,865 |

MSUKALIGWA LOCAL MUNICIPALITY

(Registration number MP302)

Annual Financial Statements for the year ended June 30, 2019

Notes to the Annual Financial Statements


| Figures in Rand | 2019 | 2018 |
|-----------------|------|------|
|-----------------|------|------|

45. Irregular expenditure

| | | |
|---|--------------------|--------------------|
| Opening balance | 554,708,847 | 428,989,834 |
| Add: Irregular Expenditure - current year | 76,657,700 | 125,719,013 |
| | 631,366,547 | 554,708,847 |

Analysis of expenditure awaiting condonation per age classification

| | | |
|--------------|--------------------|--------------------|
| Current year | 76,657,700 | 125,719,013 |
| Prior years | 554,708,847 | 428,989,834 |
| | 631,366,547 | 554,708,847 |



N.T.

MSUKALIGWA LOCAL MUNICIPALITY

(Registration number MP302)

Annual Financial Statements for the year ended June 30, 2019

Audited

By

2019 -11- 30

Auditor General South Africa
Mpumalanga Business Unit

N.T.

Notes to the Annual Financial Statements

Figures in Rand

2019

2018

45. Irregular expenditure (continued)


Details of irregular expenditure – current year

| | | |
|--|----------------------------------|------------|
| 1. Consolidated African Technology Pty Ltd | Quotation Not Attached | 15,180 |
| 2. Amandla Okhozi | Quotation Not Attached | 249,918 |
| 5. Umpuluzi Fire Protection | Quotation Not Attached | 28,555 |
| 6. Umpuluzi Fire Protection | Quotation Not Attached | 232,770 |
| 7. Ermelo Motor Spare | Quotation Not Attached | 105,777 |
| 8. Umpuluzi Fire Protection | Quotation Not Attached | 28,555 |
| 10. Nashua Highveld | Water And Light Acc Not Attached | 21,735 |
| 11. Afritech Fire | Quotation Not Attached | 18,126 |
| 12. Afritech Fire | Quotation Not Attached | 13,409 |
| 13. Afritech Fire | Quotation Not Attached | 9,362 |
| 14. Business Connexion | Month To Month Contract | 648,884 |
| 15. Umpuluzi Fire Protection | Quotation Not Attached | 100,740 |
| 16. Be Forever Trading | Quotation Not Attached | 63,600 |
| 17. Remigia Suppliers | Quotation Not Attached | 122,303 |
| 18. Be Forever Trading | Quotation Not Attached | 130,100 |
| 19. Umpuluzi Fire Protection | Quotation Not Attached | 100,740 |
| 22. Qondobeza Enterprise | Csd Report | 24,000 |
| 23. Zethembe Mtimande | Tax Clearance To Attached | 26,250 |
| 24. Ermelo Motor Spare | Month To Month Contract | 47,036 |
| 25. Truvelo Manufacturing | Quotation Not Attached | 5,419 |
| 26. Afritech Fire | Quotation Not Attached | 29,686 |
| 27. N And C Maintenance And Spares | Quotation Not Attached | 62,675 |
| 29. N And C Maintenance And Spares | Quotation Not Attached | 110,772 |
| 30. Auto Door | Water And Light Acc No Attached | 54,028 |
| 31. Lymae | Water And Light Acc No Attached | 28,256 |
| 32. Bongamathemba Trading | Water And Light Acc No Attached | 28,350 |
| 33. Shobane-Linda trading | | 29,750 |
| 34. Bongamathemba Trading | Water And Light Acc No Attached | 28,350 |
| 35. Izinyosi | Month To Month Contract | 547,354 |
| 36. Ermelo Motor Spares | Month To Month Contract | 2,772 |
| 37. Ephs Security | Month To Month Contract | 8,778,153 |
| 38. Spray Air Service | Water And Light Acc Not Attached | 11,128 |
| 39. Mega Lube | Water And Light Acc Not Attached | 25,702 |
| 40. Lp Elecktries | Month To Month Contract | 5,130 |
| 41. Lp Elecktries | Month To Month Contract | 5,130 |
| 42. Am Lukhele | Csd Report Not Attached | 6,000 |
| 43. Buang Trading | Month To Month Contract | 2,412,363 |
| 44. Izinyosi Trading | Month To Month Contract | 526,106 |
| 45. Zamangwane consultants CC | | 8,362,369 |
| 46. Lp Elektriak | Month To Month Contract | 8,235 |
| 47. Vumesa | Water Acc Not Attached | 3,831,718 |
| 48. Ctp Limited | No Contract | 9,715 |
| 49. Buang Trading | Month To Month Contract | 10,855,635 |
| 50. Izinyosi Trading | Month To Month Contract | 6,582,512 |
| 51. Business Connexion | Month To Month Contract | 6,887,528 |
| 52. Ermelo Motor Spares | Month To Month Contract | 303,973 |
| 53. Lp Elektriak | Month To Month Contract | 5,130 |
| 54. Izinyosi Trading | Month To Month Contract | 485,224 |
| 55. Ermelo Motor Spares | Month To Month Contract | 1,129 |
| 56. Business Connexion | Month To Month Contract | 681,058 |
| 57. Zama Compu World | Water And Light Not Attached | 2,924,364 |
| 58. Siyabongalebo | Water And Light Not Attached | 56,395 |
| 59. Business Connexion | Month To Month Contract | 536,389 |
| 60. Ermelo Motor Spare | Month To Month Contract | 84,535 |
| 61. Izinyosi Trading | Month To Month Contract | 401,717 |
| 62. Highveld Forest | Month To Month Contract | 166,234 |

MSUKALIGWA LOCAL MUNICIPALITY

(Registration number MP302)

Annual Financial Statements for the year ended June 30, 2019

Notes to the Annual Financial Statements

Figures in Rand 2019 2018

45. Irregular expenditure (continued)

| | | |
|-----------------------------------|------------------------------------|-------------------|
| 63. Izinyosi Trading | Month To Month Contract | 457,950 |
| 64. Ctp Limited | Tax Clearance And Csd Not Attached | 7,038 |
| 65. Ctp Limited | Tax Clearance And Csd Not Attached | 32,218 |
| 66. Ctp Limited | Tax Clearance And Csd Not Attached | 8,869 |
| 67. Lp Elektriëk | Month To Month Contract | 15,390 |
| 68. Business Connexion | Month To Month Contract | 688,344 |
| 69. Highveld Tribune | Csd Not Attached | 4,830 |
| 70. PKF west rand | | 5,456,375 |
| 71. Ermelo Motor Spare | Month To Month Contract | 24,619 |
| 72. Vimsire Protection | Water And Light Accou No Attached | 11,456,620 |
| 73. Izinyosi Trading | Water And Light Accou No Attached | 302,809 |
| 74. Vuxaka consulting engineering | | 1,334,614 |
| | | 76,657,700 |

46. Leases (Effects of transitional provisions)

In accordance with its transitional provision as per Directive 2 of the GRAP Reporting Framework, the municipality need not comply with the standard on Leases, until such time as the measurement period in the transitional provision for any of the following Standards of GRAP have expire:

- Construction Contracts
- Investment Property
- Property, Plant and Equipment
- Provisions, Contingent Liabilities and Contingent Assets
- Agriculture
- Intangible Assets
- Heritage assets
- Statutory receivables

47. Additional disclosure in terms of Municipal Finance Management Act**Contributions to organised local government**

| | | |
|---------------------------------|-------------|---------------|
| Opening balance | 19,696 | 6,549 |
| Current year subscription / fee | 1,957,230 | 1,784,980 |
| Amount paid - current year | (1,976,926) | (1,771,833) |
| | - | 19,696 |

Material losses through criminal conduct

Electricity losses for the current year amounted to 42.00% i.e R86,752,569.50 (2018: 43.68% i.e. R80,142,520.71). These losses comprise of technical and nontechnical losses. Technical losses, being losses within the network which are inherent in any network, account .Non-technical losses, being theft, faults, billing errors etc. Attempts are currently being made to reducethese non-technical losses.

Non revenue water i.e. non billed water amounted to 42% i.e R30,182,652.27 (2018: 42% i.e. R26,435,068.49). Some of these losses can be accounted for it terms of the National Guidelines for non-revenue water and some of these losses cannot be accounted for mainly due to the non-metering of this water, being theft, faults, billing errors etc. This problem is currently being addressed whereby additional meters are being installed and a data cleansing process will be initiated to address losses.

Audit fees

| | | |
|---------------------------------|----------------|----------------|
| Opening balance | 315,341 | - |
| Current year subscription / fee | 4,968,805 | 4,655,004 |
| Amount paid - current year | (4,690,140) | (4,339,663) |
| | 594,006 | 315,341 |

MSUKALIGWA LOCAL MUNICIPALITY

(Registration number MP302)

Annual Financial Statements for the year ended June 30, 2019

Notes to the Annual Financial Statements

Audited

By

2019 -11- 30

Auditor General South Africa
Mpumalanga Business Unit

M.T.

Figures in Rand

2019

2018

47. Additional disclosure in terms of Municipal Finance Management Act (continued)**PAYE and UIF**

| | | |
|---------------------------------|--------------|--------------|
| Current year subscription / fee | 31,590,287 | 28,799,689 |
| Amount paid - current year | (31,590,287) | (28,799,689) |

-

Pension and Medical Aid Deductions

| | | |
|---------------------------------|--------------|--------------|
| Current year subscription / fee | 59,153,479 | 34,478,972 |
| Amount paid - current year | (59,153,479) | (34,478,972) |

-

Councillors' arrear consumer accounts

The following Councillors had arrear accounts outstanding for more than 90 days at June 30, 2019:

| June 30, 2019 | Outstanding less than 90 days R | Outstanding more than 90 days R | Total R |
|-------------------|--|--|------------|
| Cllr. P.F. Moloyi | 396 | 11,566 | 11,962 |
| | 396 | 11,566 | 11,962 |

| June 30, 2018 | Outstanding less than 90 days R | Outstanding more than 90 days R | Total R |
|-----------------|--|--|------------|
| Cllr. J.T. Soko | - | 3,591 | 3,591 |
| | - | 3,591 | 3,591 |

During the year the following Councillors' had arrear accounts outstanding for more than 90 days.

| June 30, 2019 | Highest outstanding amount | Aging (in days) |
|-------------------|----------------------------------|--------------------|
| Cllr. P.F. Moloyi | 12,370 | 90 |
| | 12,370 | 90 |

| June 30, 2018 | Highest outstanding amount | Aging (in days) |
|-----------------|----------------------------------|--------------------|
| Cllr. J.T. Soko | 3,591 | 90 |
| | 3,591 | 90 |

Supply chain management regulations


The municipality did not have any outstanding councilors in arrears for the current year as at 30 June 2019.

MSUKALIGWA LOCAL MUNICIPALITY

(Registration number MP302)

Annual Financial Statements for the year ended June 30, 2019

Notes to the Annual Financial Statements



Figures in Rand

2019

2018

48. Deviation from supply chain management regulations

| Service providers | Service-description | Contract price | Date | Justifiable reasons for deviations |
|---|--|----------------|------------------------------|---|
| Be Forever trading | Emergency repair of Hollard farm borehole pump | 109,530 | Wednesday, August 22, 2018 | The community did not have drinking water |
| Be Forever trading | Emergency repairs to Windmill of Mahlafuna farm | 86,576 | Wednesday, August 22, 2018 | The community did not have drinking water |
| ON Soft | Software Maintenance | 69,575 | Monday, August 6, 2018 | Sole supplier |
| Matrix | HDD for Backup server | 3,918 | Monday, August 6, 2018 | Emergency |
| Rothman Motors | Repair on Compactor Truck HJP 858 MP | 24,674 | Wednesday, February 20, 2019 | Sole Supplier |
| Afritech fire | Fire fighters reported that they experienced gearbox on the TATA fire truck | 13,840 | Wednesday, December 19, 2018 | Repair and maintenance - on strip and quote |
| BBS pumps & Valves | Emergency repairs to breyten torrane dam raw water pump on strip & quote | 148,990 | Thursday, December 6, 2018 | An emergency repairs and maintenance - on strip and quote |
| Incedon (Pty) Ltd | Emergency supply of Bulk water Meters that will be installed at various treatment for effective water produced calculation | 96,991 | Monday, December 10, 2018 | An emergency repairs and maintenance - on strip and quote |
| Mkhensani trading pty ltd | Engine for kia rep Fmf 855 mp must be supplied as a matter of urgency an order to provide service delivery | 46,700 | Wednesday, January 23, 2019 | An Emergency |
| Boitobo Business Solution | Emergency repairs to ithafa pump station clear water pumps that supply evest park on trip & quote basis | 97,980 | Wednesday, November 28, 2018 | An emergency repairs and maintenance - on strip and quote |
| Happy sweden transport and road maintenance | Engine for kia barkkie FMF 833 must be supplied urgently in order to provide service to the community | 46,700 | Wednesday, November 28, 2018 | An emergency |
| BE Forever trading and projects | Emergency repairs electrical boreholes in sheepmoore | 156,960 | Tuesday, May 7, 2019 | An emergency |
| BE Forever trading and projects | Repairs to borehole pumps in sheepmoore | 327,500 | Tuesday, May 7, 2019 | An emergency repairs and maintenance - on strip and quote |
| Tosas Pty Ltd | GSDM bought a jet patcher machine to assist with pothole repairs in Msukaligwa, and Tosas is the sole supplier and manufacturer of the jet patcher emulsion developed for this machine program | 177,706 | Thursday, March 14, 2019 | If such goods are produced or available from a single provider only |

1,407,640